













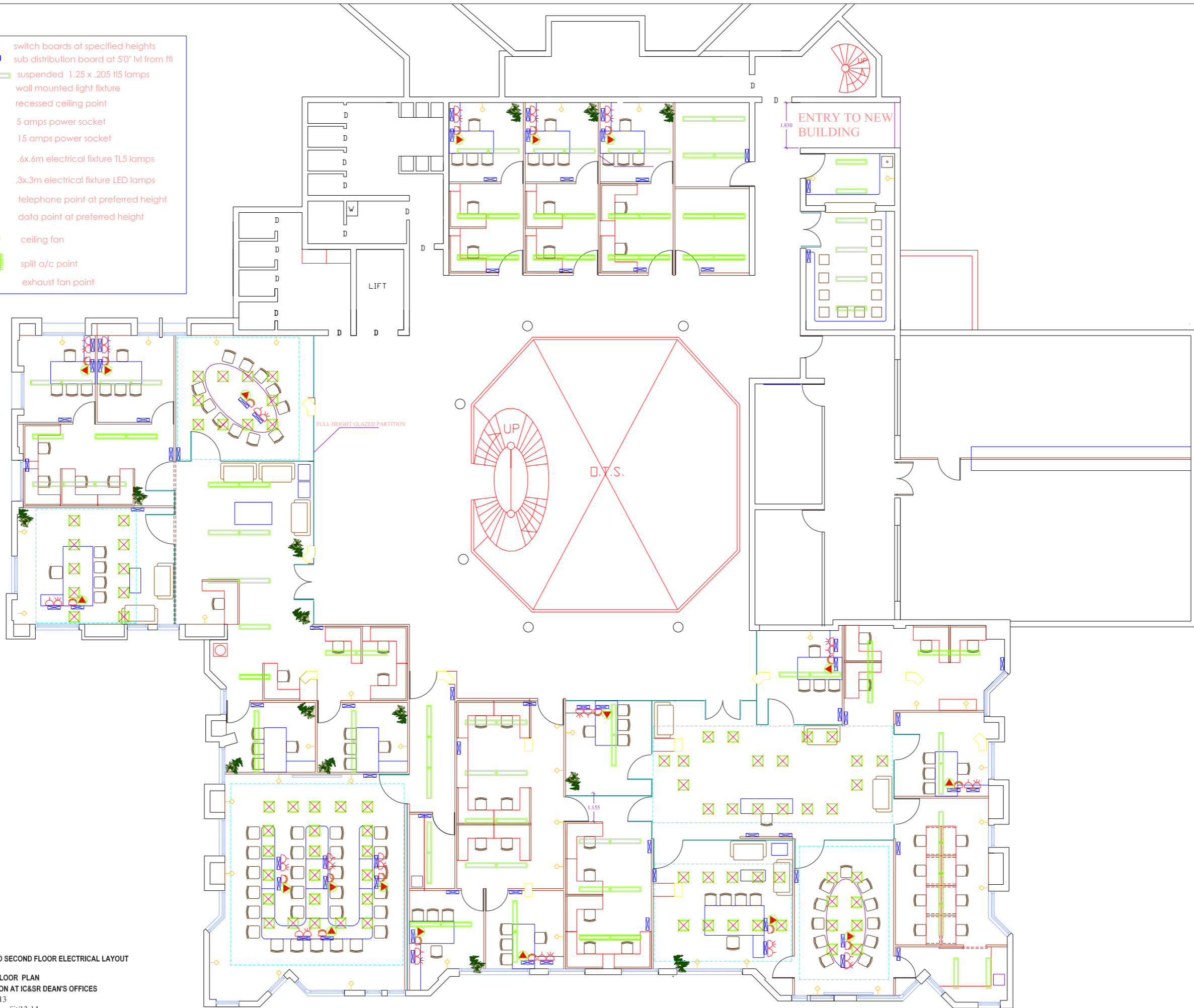


-  switch boards at specified heights
-  sub distribution board at 50" height from floor
-  suspended 1.25 x .205 TL5 lamps
-  wall mounted light fixture
-  recessed ceiling point
-  5 amps power socket
-  15 amps power socket
-  .6x.6m electrical fixture TL5 lamps
-  .3x.3m electrical fixture LED lamps
-  telephone point at preferred height
-  data point at preferred height
-  ceiling fan
-  split a/c point
-  exhaust fan point



PROPOSED SECOND FLOOR ELECTRICAL LAYOUT

SECOND FLOOR PLAN
 RENOVATION AT IC&SR DEAN'S OFFICES
 18/05/2013
 3/ddw/p3/icsr/iii/13-14

NOTES

- 1 ALL DIMENSIONS ARE IN METRES
- 2 ALL DIMENSIONS TO BE CHECKED ON SITE AFTER COMPLETION OF DISMANTLING AS PER PROPOSED THE LAYOUT
- 3 THE DETAILS MAY VARY IF NOT APPROVED BY CONCERNED DEP
- 4 ALL LAYOUTS SHOULD BE MARKED ON SITE AND SHOULD GET THE ARCHITECT'S APPROVAL BEFORE EXECUTION

AUDIO VIDEO PROVISIONS IN CONFERENCES WITH SPEAKER POINTS COMPLETE AS APPROVED
 ALL WORKSTATIONS TO HAVE THE STANDARD POINTS FOR COMPUTER, DATA AND VOICE LINES
 ALL PRINTER /FAX LOCATIONS TO HAVE ELECTRICAL AND DATA/VOICE LINES AS NECESSARY
 A/C ELECTRICAL SUPPLY POINT TO BE ADDED AT SUITABLE LOCATIONS