



INDIAN INSTITUTE OF TECHNOLOGY MADRAS
Chennai 600 036



Telephone: [044] 2257 9763
E-mail: tender@imail.iitm.ac.in

The Manager (Project Purchase)
Date: 12.08.2022

Open Tender Reference No: OE/MURA/033/2022/BUOYDIA2.15M

GEM NAR ID: GEM/GARPTS/01082022/U6LFD77Q4S95

Due Date/Time: 01.09.2022@ 3:00 PM

Dear Sir/Madam,

On behalf of the Indian Institute of Technology Madras, Tenders are invited in two bid system from Class-I local suppliers and Class II local suppliers, for the supply of: **“Fabrication and supply of 2.15m Diameter Buoy with suitable accessories”** Conforming to the specifications given in **Annexure -A**.

Tender Documents may be downloaded from Central Public Procurement Portal <https://etenders.gov.in/e procure/app>. Aspiring Bidders who have not enrolled / registered in e-procurement should enroll / register before participating through the website <https://etenders.gov.in/e procure/app>. The portal enrolment is free of cost. Bidders are advised to go through instructions provided at **“Help for contractors”**. [Special Instructions to the Contractors/Bidders for the e-submission of the bids online through this eProcurement Portal”]

Bidders can access tender documents on the website (For searching in the NIC site, kindly go to Tender Search option and type ‘IIT’. Thereafter, click on “GO” button to view all IIT Madras tenders). Select the appropriate tender and fill them with all relevant information and submit the completed tender document online on the website <https://etenders.gov.in/e procure/app> as per the schedule attached.

1)	Pre-bid Meeting Details	NA
2)	ICSR Vendor Registration	<p>Vendor registration code. Vendor registration with IC&SR (IITM) is mandatory for bidders to participate in tenders.</p> <p>** For Vendor Registration & Guidelines, Please follow the website : https://icandsr.iitm.ac.in/vendorportal; Helpdesk: vendorhelpdesk@icsrpis.iitm.ac.in</p>

No manual bids will be accepted. All tender documents including Technical and Financial bids should be submitted in the E-procurement portal.

Last date for receipt of tender	:	01.09.2022 @ 3:00 PM
Date & time of opening of tender	:	02.09.2022 @ 3:00 PM

3. Instructions to the Bidder:

<p>A)</p>	<p>Searching for tender documents</p>	<ul style="list-style-type: none"> • There are various search options built in the CPP Portal, to facilitate bidders to search active tenders by several parameters. These parameters could include Tender ID, organization name, location, date, value, etc. There is also an option of advanced search for tenders, wherein the bidders may combine a number of search parameters such as organization name, form of contract, location, date, other keywords etc. to search for a tender published on the CPP Portal. • Once the bidders have selected the tenders they are interested in, they may download the required documents / tender schedules. These tenders can be moved to the respective “My Tender” folder. This would enable the CPP Portal to intimate the bidders through SMS / email in case there is any corrigendum issued to the tender document. • The bidder should make a note of the unique Tender ID assigned to each tender, in case they want to obtain any clarification / help from the Helpdesk.
<p>B)</p>	<p>Assistance to bidders</p>	<ul style="list-style-type: none"> • Any queries relating to the tender document and the terms and conditions contained therein should be addressed to the Tender Inviting Authority for a tender or the relevant contact person indicated in the tender. • Any queries relating to the process of online bid submission or queries relating to CPP Portal in general may be directed to the 24x7 CPP Portal Helpdesk. The contact number for the helpdesk is [0120-4200462, 0120-4001002, 0120-4001005]
<p>C)</p>	<p>Enrollment Process to Bidders</p>	<p><u>REGISTRATION</u></p> <ul style="list-style-type: none"> • Bidders are required to enroll on the e-Procurement module of the Central Public Procurement Portal URL:https://etenders.gov.in/e procure/app by clicking on “Online Bidder Enrollment”. Enrollment on the CPP Portal is free of charge. • As part of the enrolment process, the bidders will be required to choose a unique username and assign a password for their accounts. • Bidders are advised to register their valid email address and mobile numbers as part of the registration process. These would be used for any communication from the CPP Portal. • Upon enrolment, the bidders will be required to register their valid Digital Signature Certificate (Class II or Class III Certificates with signing key usage) issued by any Certifying Authority recognized by CCA India (e.g. Sify / TCS / nCode / eMudhra etc.) • Only one valid DSC should be registered by a bidder. Please note that the bidders are responsible to ensure that they do not lend their DSCs to others which may lead to misuse. • Bidder then may log in to the site through the secured log-in by entering their user ID / password and the password of the DSC /

		<p>eToken.</p> <ul style="list-style-type: none"> • Possession of a Valid Class II/III Digital Signature Certificate (DSC) in the form of smart card/e-token in the company's name is a prerequisite for registration and participating in the bid submission activities through https://etenders.gov.in/eprocure/app • Digital Signature Certificates can be obtained from the authorized certifying agencies, details of which are available in the web site https://etenders.gov.in/eprocure/app under the “Information about DSC”.
D)	Preparation of bids	<ul style="list-style-type: none"> • Bidder should take into account any corrigendum published on the tender document before submitting their bids. • Please go through the tender advertisement and the tender document carefully to understand the documents required to be submitted as part of the bid. Please note the number of covers in which the bid documents have to be submitted, the number of documents including the names and content of each of the document that need to be submitted. Any deviations from these may lead to rejection of the bid. • Bidder, in advance, should prepare the bid documents to be submitted as indicated in the tender document / schedule and generally shall be in PDF / XLS formats as the case may be. Bid documents may be scanned with 100 dpi with black and white option. • To avoid the time and effort required in uploading the same set of standard documents which are required to be submitted as a part of every bid, a provision of uploading such standard documents (e.g. PAN card copy, GSTIN Details, annual reports, auditor certificates etc.) has been provided to the bidders. Bidders can use “My Documents” area available to them to upload such documents. These documents may be directly submitted from the “My Documents” area while submitting a bid, and need not be uploaded again and again. This will lead to a reduction in the time required for bid submission process.
E)	Submission of bids	<ul style="list-style-type: none"> • Bidder should log into the site well in advance for bid submission so that he/she can upload the bid in time i.e. on or before the bid submission date and time. Bidder will be responsible for any delay due to other issues. • The bidder has to digitally sign and upload the required bid documents one by one as indicated in the tender document. • Bidder has to select the bid security declaration. Otherwise, the tender will be summarily rejected. • A standard BOQ format has been provided with the tender document to be filled by all the bidders. Bidders are requested to note that they should necessarily submit their financial bids in the format provided and no other format is acceptable. Bidders are required to download the BOQ file, open it and complete the detail with their respective financial quotes and other details (such as name of the bidder). If the BOQ file is found to be modified by the bidder, the bid will be rejected. • The server time (which is displayed on the bidders’ dashboard) will be considered as the standard time for referencing the deadlines for

		<p>submission of the bids by the bidders, opening of bids etc. The bidders should follow this time during bid submission.</p> <ul style="list-style-type: none"> • The Tender Inviting Authority (TIA) will not be held responsible for any sort of delay or the difficulties faced during the submission of bids online by the bidders due to local issues. • The uploaded tender documents become readable only after the tender opening by the authorized bid openers. • Upon the successful and timely submission of bids, the portal will give a successful bid submission message & a bid summary will be displayed with the bid no. and the date & time of submission of the bid with all other relevant details. • Kindly add scanned PDF of all relevant documents in a single PDF file of compliance sheet. • More information useful for submitting online bids on the CPP Portal may be obtained at: https://etenders.gov.in/eprocare/app. • All tender documents including pre-qualification bid, Technical Bid & Financial Bid should be submitted separately in online CPP portal as per the specified format only. Right is reserved to ignore any tender which fails to comply with the above instructions. No manual bid submission will be entertained.
F)	Marking on Technical Bid	<ul style="list-style-type: none"> • The bidder eligibility criteria, technical specification and supply of item for this tender is given in Annexure A. • The Bidders shall go through the specification and submit the technical bid. • The Technical bid should be submitted in the proforma as per Annexure-B in pdf format only through online (e-tender). No manual submission of bid will be entertained. • The technical bid should have a page-wise heading as “Technical Bid” and page no. in all pages with seal and signature of authorized signatory. The total no. of pages should be mentioned at the last page of the documents. • The technical bid should consist of bidder eligibility criteria details and all technical details along with catalogue/ pamphlet which will give a detailed description of product with technical data sheet so that technical compliance can be verified.
G)	Marking on Price Bid	<ul style="list-style-type: none"> • Financial bid (BoQ) should be submitted in the prescribed proforma format as per Annexure-C in xls format through e-tender only. No manual or other form of submission of Financial Bid will not be entertained

4)	<p>Preparation of Tender: The bidders should submit the bids in two bid system as detailed below.</p> <p>Bid I _Technical Bid</p> <p>The technical bid should consist of bidder eligibility criteria and technical specification compliance sheet as per Annexure-B.</p>
-----------	--

	<p>Bid II _Price Bid</p> <p>The price bid should be submitted in excel format (BoQ) as per the proforma (Annexure C) uploaded in the e-Tender web site. The Quoted price should be for supply and installation of the item and inclusive of all cost and statutory levies at IIT Madras.</p>
5)	<p>Price:</p> <p>a) The price should be quoted only in INR net per unit (after breakup) and must include all packing, transit insurance and delivery charges to the the project location of NTCPCW at JNPT, Mumbai.</p> <p>b) The rate quoted shall be all inclusive of all taxes and no extra payment will be made other than statutory revisions as per the terms and conditions stipulated in this contract document.</p> <p>c) The percentage of tax & duties should be clearly indicated separately. IIT Madras is eligible for custom duty (5.5%). Relevant certificates will be issued wherever necessary.</p> <p>d) The offer/bids should be submitted through online only in two bid system i.e. Technical Bid and Financial Bid separately.</p>
6)	<p>Tenderer shall submit along with this tender:</p> <p>i) Proof of having ISO or other equivalent certification given by appropriate authorities.</p> <p>ii) Name and full address of the Banker and their swift code and PAN No. and GSTIN number.</p> <p>iii) GST registration proof showing registration number, area of registration etc.</p> <p>iv) All of your future correspondences including Invoices should bear the GST No. and Area Code.</p>
7)	<p>Terms of Delivery:</p> <p>All items should be grouped together and loaded, transported suitably using the safe roadway transport as mentioned below and to be unloaded at project location of NTCPCW at JNPT, Mumbai. It is the responsibility of the Bidder to unload the item using their crane and Manpower etc;</p> <p>Items should be supplied within 6-8 weeks from the date of receipt of purchase order.</p> <p>Supplier will be fully responsible for the safe carriage, Installation/Commissioning of goods up to the NTCPCW at JNPT, Mumbai or named place as per PO, Insurance coverage will be in the scope of the supplier.</p> <p>The tenderer should indicate clearly the time required for delivery of the item (subject to the approval of the Executive Committee-IIT-Madras). In case there is any deviation in the delivery schedule, liquidated damages clause will be enforced or penalty for the delayed supply period will be levied.</p> <p>In the event of delay or non-supply of materials/execution of Contract beyond the date of delivery/completion of job. The penalty will be levied @1% per week of delay subject to a max of 10% of the value of purchase order and if the delay is more than accepted time frame by IIT M, the PO would be partially or fully cancelled and liquidated damages will be enforced accordingly.</p>
8)	<p>Period for which the offer will remain open:</p> <p>The Tender shall remain open for acceptance/validity till: 120 days from the date of opening of the tender. However, the day up to which the offer is to remain open being declared closed holiday for the Indian Institute of Technology Madras, the offer shall remain open for acceptance till the next working day.</p>
9)	<p>For the same tender, either the OEM or the authorized dealer/service provider can only quote. But both of them cannot quote separately for the same tender.</p>

10)	The offers/bids should be sent only for a item/Equipment's of latest version that is available in the market and supplied to a number of customers. A list of customers in India with details must accompany the quotations. Quotations for a prototype machine will not be accepted
11)	Original catalogue (not any photocopy) of the quoted model duly signed by the principals must accompany the quotation in the Technical bid.
12)	Compliance or Confirmation report with reference to the specifications and other terms & conditions should also be obtained from the principal/OEM.
13)	<p>Risk Purchase Clause</p> <p>In the event of failure of supply of the item/equipment within the stipulated delivery schedule, the purchaser has all the right to purchase the item/equipment from other sources on the total risk of the supplier under risk purchase clause.</p>
14)	<p>Payment:</p> <p>(i) 20% Against the Raw material inspection and submission of Mill & chemical composition certificates, 75% Against delivery and acceptance of the BUOY and 5% After successful completion of warranty period one year as per IITM procedure will be followed.</p>
15)	<p>On-site Installation:</p> <p>The equipment/item or Machinery has to be installed or commissioned by the successful bidder within the number of days (as prescribed by PI) from the date of receipt of the item at the site of IIT Madras.</p>
16)	<p>Warranty/Guarantee:</p> <p>The offer should clearly specify the warranty or guarantee period for the machinery/equipment. Any extended warranty offered for the same has to be mentioned separately (For more details please refer our Technical Specifications).</p> <p>** Note: PO which involves installation, warranty/guarantee shall be applicable from date of installation.</p>
17)	<p>Acceptance and Rejection:</p> <p>Failure to comply with any of the instructions stated in this document or offering unsatisfactory explanations for non-compliance will likely to lead to rejection of offers.</p> <p>I.I.T. Madras has the right to accept the whole or any part of the Tender or portion of the quantity offered or reject it in full without assigning any reason.</p>
18)	<p>Debarment from Bidding:</p> <p>In case of breach of Terms & Conditions, Bidder may be suspended from being eligible for bidding in any contract with the IIT Madras up to 2 Years [as per Rule 151(iii) of GFR] from the date of Tender.</p>
19)	<p>Disputes and Jurisdiction:</p> <p>Settlement of Disputes: Any dispute, controversy or claim arising out of or in connection with this PO including any question regarding its existence, validity, breach or termination, shall in the first instance be attempted to be resolved amicably by both the Parties. If attempts for such amicable resolution fails or no decision is reached within 30 days whichever is earlier, then such disputes shall be settled by arbitration in accordance with the Arbitration and Conciliation Act, 1996. Unless the Parties agree on a sole arbitrator, within 30 days from the receipt of a written request by one Party from the other Party to so agree, the arbitral panel shall comprise of three arbitrators. In that event, the supplier will nominate one arbitrator and the Project Coordinator of IITM shall nominate on arbitrator. The Dean IC&SR will nominate the Presiding Arbitrator of the arbitral tribunal. The</p>

	<p>arbitration proceeding shall be carried out in English language. The cost of arbitration and fees of the arbitrator(s) shall be shared equally by the Parties. The seat of arbitration shall be at IC&SR IIT Madras, Chennai.</p> <p>a. The Applicable Law: The Purchase Order shall be construed, interpreted and governed by the Laws of India. Court at Chennai shall have exclusive jurisdiction subject to the arbitration clause.</p> <p>b. Any legal disputes arising out of any breach of contract pertaining to this tender shall be settled in the court of competent jurisdiction located within the city of Chennai in Tamil Nadu.</p>
20)	<p>Force Majeure: The Supplier shall not be liable for forfeiture of its performance security, liquidated damages or termination for default, if and to the extent that, it's delay in performance or other failure to perform its obligations under the Contract is the result of an event of Force Majeure.</p> <p>For purposes of this Clause, "Force Majeure" means an event beyond the control of the Supplier and not involving the Supplier's fault or negligence and not foreseeable. Such events may include, but are not limited to, acts of the Purchaser either in its sovereign or contractual capacity, wars or revolutions, fires, floods, epidemics, quarantine restrictions and freight embargoes.</p> <p>If a Force Majeure situation arises, the Supplier shall promptly notify the Purchaser in writing of such conditions and the cause thereof. Unless otherwise directed by the Purchaser in writing, the Supplier shall continue to perform its obligations under the Contract as far as is reasonably practical, and shall seek all reasonable alternative means for performance not prevented by the Force Majeure event.</p>
21)	<p>Eligibility Criteria:</p> <ul style="list-style-type: none"> ➤ As per the Government of India Order, only "Class - I Local Suppliers" and "Class - II Local Suppliers" can participate in this tender. ➤ <u>Bidder should confirm their acceptance that they comply with the provisions with report to "Guidelines for eligibility of a bidder from a country which shares a land border with India as detailed at Annexure-F. The bidder should submit Certificate for "Bidder from/ Not from Country sharing Land border with India & Registration of Bidder with Competent Authority" as per Order of DoE F.No.6/18/2019-PPD dated 23.07.2020 as mentioned.</u>
22)	<p>Preference to "class I Local Suppliers": preference will be given to "class 1 local suppliers" (subject to class -I local supplier's quoted price falling within the margin of purchase preference) as per public procurement (preference to make in India) order 2017 .O.M No P- 45021/2/2017 – pp(BE - 11) dt 04/06/2020 subject to the conditions that the "class 1 Local Supplier" should agree to supply goods / provide service at L1 rate and furnish a certificate with the technical bid document that the goods/service provided by them consists local content equal to or more than 50%.(certificate from Chartered Accountant in case value of contract exceeds Rs 10 crore).</p> <ul style="list-style-type: none"> ➤ 'Class - I local supplier' means a supplier or service provider whose goods, services or works offered for procurement consists of local content equal to or more than 50% as defined under the above said order. Declaration to be provided as per Annexure-II per item/service/work. ➤ 'Class - II local supplier' means a supplier or service provider whose goods, services or works offered for procurement consists of local content equal to 20% but less than 50% as defined under the above said order. Declaration to be provided as per Annexure-II per item/service/work. ➤ 'Margin of purchase preference': - The margin of purchase preference shall be 20%. The Definition of the margin of purchase preference is defined in the Govt. of India Order No: P-45021/12/2017-PP (BE-II) Dt.4th June, 2020) Order 2017. As per the Government of India Order – "Margin of Purchase Preference" means the maximum extent to which the price quoted by a "Class-I local supplier" may be above the L1 for the purpose of purchase preference. <p>**Note: Local content percentage to be calculated in accordance with the definition provided at</p>

	<p>clause 2 of revised public procurement preference to Make in India Policy vide GoI Order no. P-45021/2/2017-PP (B.E.-II) dated 15.06.2017 (subsequently revised vide orders dated 28.05.2018, 29.05.2019 and 04.06.2020) MOCI order No. 45021/2/2017-PP (BE II) Dt.16th September 2020 & P-45021/102/2019-BE-II-Part(1) (E-50310) Dt.4th March 2021</p>
23)	<p>Evaluation of Bids Bid evaluation will take place in two stages. Stage I Technical Bid evaluation All bidders who have fully complied with bidder eligibility criteria I, II and technical evaluation (Annexure A) will only be considered for opening of price bid. Stage II: Price Bid Evaluation The price bid evaluation will be based on price quoted by the bidder. The rate quoted for Fabrication and supply of 2.15m Diameter Buoy with suitable accessories unit will alone be taken up for arrival of Lowest Bid (L1) value.</p>
24)	<p>Selection of successful bidder and Award of Order The order will be directly awarded to the technically qualified bidder as per the condition in para 3A of DIPP, MoCI Order No. 45021/2/2017-PP (BE II) dated 16th September 2020.</p>
25)	<p>All information including selection and rejection of technical or financial bids of the prospective bidders will be communicated through e-Tender portal. In terms of Rule 173(iv) of General Financial Rule 2017, the bidder shall be at liberty to question the bidding conditions, bidding process and/or rejection of bids.</p>
26)	<p>The tenderer shall certify that the tender document submitted by him / her are of the same replica of the tender document as published by IIT Madras and no corrections, additions and alterations made to the same. If any deviation found in the same at any stage and date, the bid / contract will be rejected / terminated and actions will be initiated as per the terms and conditions of the contract.</p>
27)	<p>Due to Covid-19 pandemic pre-bid meeting will be conducted through online. Clarification to the queries and doubts raised by the bidders will be issued as a corrigendum/addendum in the e-tenders portal.</p>
28)	<p>Due to Covid-19 pandemic the bidders will not be entertained to participate in opening of Bids. Since the tender is e-tender, the opening of the bids may be checked using the respective logins of the bidders.</p>

ACKNOWLEDGEMENT

It is hereby acknowledged that I/We have gone through all the points listed under “Specification, Guidelines, Terms and Conditions” of tender document. I/We totally understand the terms and conditions and agree to abide by the same.

SIGNATURE OF TENDERER ALONG WITH SEAL OF THE COMPANY WITH DATE

Bidder Eligibility Criteria and Technical Specification for Fabrication and supply of 2.15m Diameter Buoy with suitable accessories

Tender No. OE/MURA/033/2022/ BUOYDIA2.15M

Bidder Eligibility Criteria – I (Public Procurement – Preference to Make in India)

Only 'Class-I local suppliers' and 'Class-II local suppliers', as defined under DIPP, MoCI Order No. P-45021/2/2017-PP (BE-II) dated 16th September 2020 and other subsequent orders issued therein.

Bidder Eligibility Criteria – II

The bidder should have fabricated and supplied similar Buoys of Total Value of the PO's not less than Rs.10 Lakhs to IITs, NITs, IISERs, CSIR Labs or other Govt. of India R&D organizations in the last 10 years, and the necessary proofs such as end user certificate/purchase order should be provided.

III. Technical Specification For Fabrication and supply of 2.15m Diameter Buoy with suitable accessories

1. The Scope of the supply.

Fabrication and supply of 2.15meter Diameter Buoy with suitable accessories as per the technical specification for Jawaharlal Nehru Port Trust (Mumbai) (Qty- 1 No)

2. Requirements.

The Smart Buoys are the indigenous Data buoys developed to monitor the MET-Ocean parameters for the ports and harbors.

Sl.no	Location/Part of the Item (To be referred with Annuxure-1)	Detailed description
1	Material	High Tensile Structural Steel: IS 2062-E410 HR sheets (Note: Change in the material and used steel for the fabrication will not be accepted.)
2	Overall dimensions	Overall height is 5200mm with diameter of 2150mm and mast height 2500mm.
3	Mast(A)	<ol style="list-style-type: none"> 1. Mast is Fabricated on deck, by NPS 1 1/2"-SCH40 Height of 2500mm from the Deck Level Suitable flanges with pipe elevated at 150mm. 2. S.S A4-70 Bolt and double washer & nuts should be provided for fastening the mast to deck. 3. Entire mast is made of NPS 1 1/2"-SCH40, with climbing provision of pipe 1 1/2" SCH40 welded horizontally on mentioned sides in drawing. 4. Mounting provision for Control panel to be provided at the mast at the elevation of 1150mm from the deck. Refer Drawing for mounting holes. 5. At the Top Level of the mast, ISA 75x75x6mm of frame size 560x560mm welded on top of the mast structure. 6. 777x777x6mm,10mm Slotted S.S. plate also welded at the center of angle frames, P.C.D Ø500mmx11mm Hole diameter,3nos for Radar Reflector should be provided. 7. Connecting Flange, for Radar Reflector and Navigation lamp, a 6mm thick SS flange having, OD600mm with P.C.D.Ø500x3nos 11mm holes & P.C.D Ø200mmx4nos of Ø9mm holes to be provided. 8. Solar panel frame's size 775x665mm is to be Fabricated with S.S Angles, Mounting side to mast ISA50x50x5mm And other Three sides ISA 30x30x3mm mounted on top of the mast. 9. Mounting Bolts for solar panels,

		<p>A4-70, Dia10mmX30mm length with Double washer and nuts 35nos., Should be provided., as shown in the Annexure- 1 and Refer Detailed Drawing.</p> <p>10. NPS 1 1/2"-SCH40 pipes (pole) with bottom support flange, Height of 1m also required (Qty. - 2), should be provided for instrument fitting purpose.</p>
4	Buoyancy chamber (B)	<ol style="list-style-type: none"> 1. Buoyancy chamber is of Two Segments Having Cylindrical and Truncated cone, Stiffeners inbuilt. 2. Both Segments are Built on, NPS 14"-SCH40, of Length 2558mm, Elevated Height of 292mm From Bottom. 3. On top of this Pipe OD-535mm & thickness-20mm Standard flange, to be Provided which is welded to pipe. Elevated Height 150mm from Deck. 4. First Segment is having 400mm Height, which is Conical type of Diameter 1200mm on bottom and 2150mm on top, of having Plate Thickness 10mm. Stiffeners of 75 x6mm total 8 Nos Welded to the Plate Internally, all Plates are Welded with Stiffeners. This should be Airtight. 5. Six nos. Sacrificial Anode will be provided this should be welded outside of the Truncated cone equally spaced between eye pads. 6. Second Segment is Having 1984mm Height, Ø 2150mm and 8mm thickness. Both the ends are enclosed with Top plate Ø2150mm and Lower End plate Ø2150mm, Are Welded to form Airtight Chamber., Lower End Plate having 8mm Holes, Radially for Stitch weld (Refer Drawing),. 8 Nos of Stiffeners (75 x 6mm) Welded Internally on all Sides., Except Pipe side. 7. Clamping Provision for Power panel on the pipe side has to be provided as per drawing. 8. Inside this chamber, provision for Battery Housing S.S., ISA 40x40x5mm of frame size 423x203mm, SS flat section covered with hinged type and

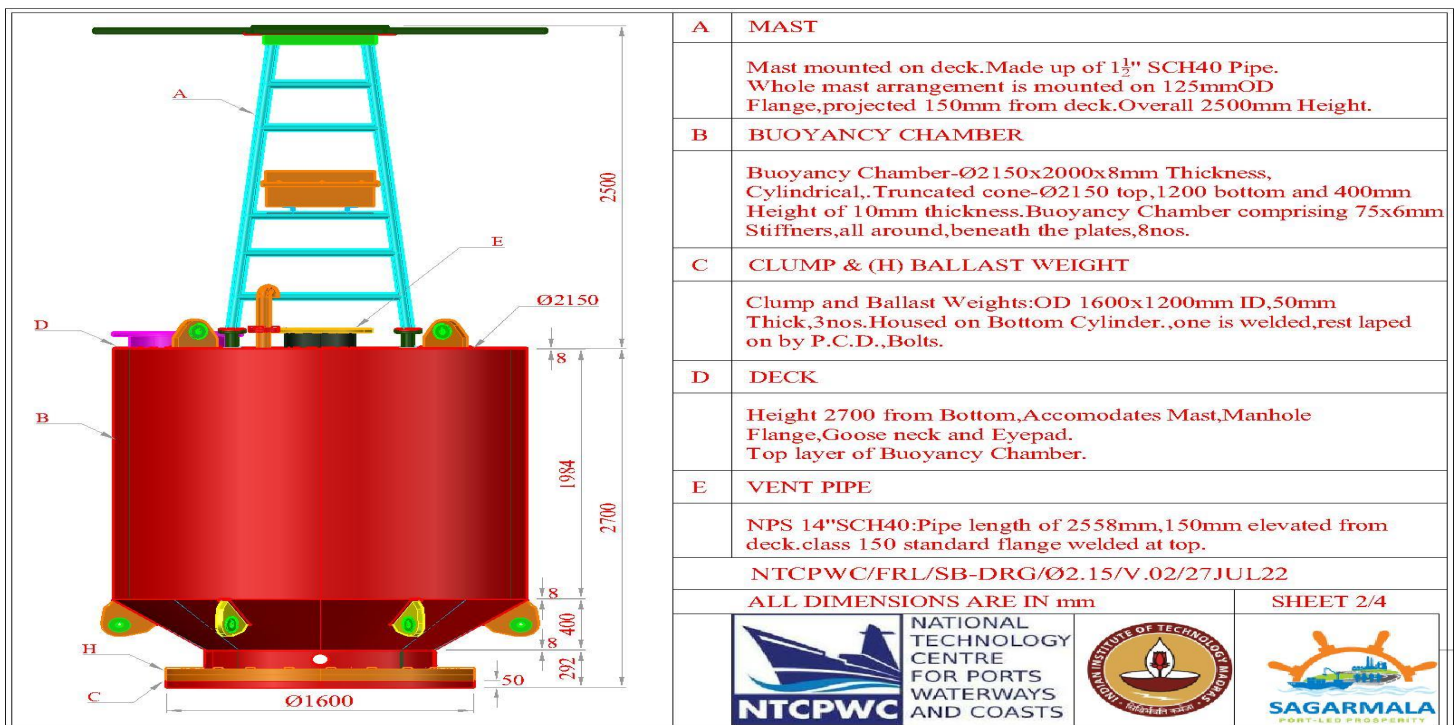

		<p>M10x250mm A4-70 SS stud bolt to be provided.</p> <p>9. SS Cable tray of Dimension 100 X 50mm running around the Inside perimeter of the chamber and lowered to battery height should be provided and also running externally through gooseneck to the uppermost of mast pipe. Refer Drawing.</p> <p>10. Both Segments Should be Pressure tested of < 3 bars.</p> <p>11. The Floating structure assembly is Mounted on Diameter 1200x292ht x 8mm Thick Cylinder,8Nos of Stiffeners (75 x 6mm) Welded Internally.</p> <p>12. Logo, Naming and SOS number mentioned in Annexure-1 for each structure should be done by Metal stencils parallel to the buoy mooring at a level 400 to 450mm below from top deck. (Logo drawing will be provided along with P.O.).</p>
5	Clump Weight (C)	<p>1. Clump weight having OD 1200mm & ID 1600mm and Thick of 50mm, May be splitted to four quadrants and welded to Bottom Cylinder Ø1200 x 8mm Thick, Height of 292mm cylinder.</p> <p>2. Hole of 35mm Dia. on P.C.D.1400mmX20Nos., should be provided.</p> <p>3. These quadrants should be properly welded to match the P.C.D.1400x35mm Holes,to Ballast weights</p>
6	Deck (D)	<p>1. Deck having Diameter of 2150mm, is the Working Platform Comprising Mast, Pad Eye, Manhole, and Gooseneck 2''SCH 40 of height 550mm from Deck, connected by flanges 150mm from deck., With Suitable A4-70 S.S bolt, Double nuts and washers.</p>
7	Ballast Weight(I)	<p>1. Dimension: Ø1200X1600X50mm Thick,2nos., Hole of Ø 35mm on P.C.D.1400mmX20Nos should be provided.</p> <p>2. Ballast Weight is splitted Equally to 6 Pieces matching P.C.D.1400mm.</p> <p>3. Material IS 2062 Grade: E250., mounted above the clump weight through Bolt. Ballast weight should be Galvanized by Hot dip/Electro plated.</p> <p>4. M30 Stud bolt or shoulder head</p>

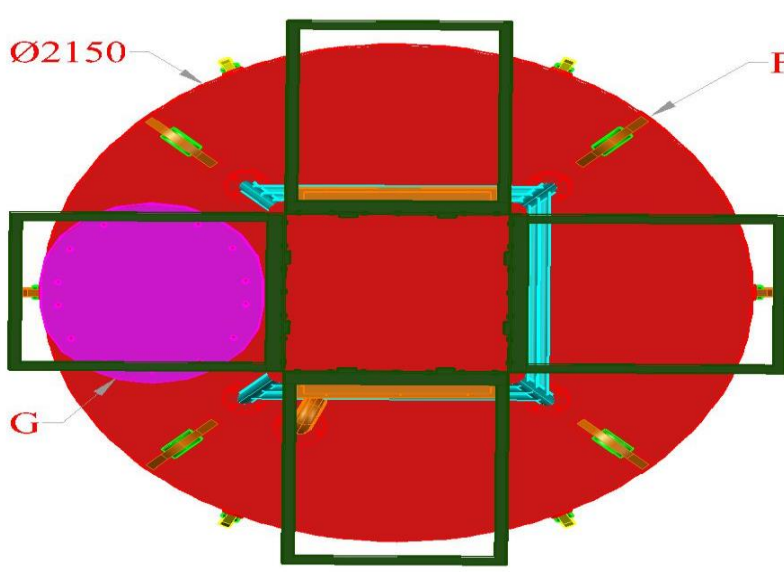



		(Property class 10.9), TVS Brand, Hot dip Galvanized, of length 230mm of 25Nos.with Four washers & two nuts should be provided.
8	Vent pipe (E)	1. Vent Pipe Starts 292mm From Bottom, has Length of 2558mm, Running Through Buoy Assembly, and raised at Height of 150mm. Above Deck Level, as shown in the Annexure- 1.
9	Pad Eye (F)	1. Pad Eye is Located on Deck 4 Nos. Equally Spaced, Above Stiffeners Underneath, for Lifting. 2. All Pad Eye is Welded on square Plate 300x60x10mm on Deck. 3. Refer Drawing for Schematic Arrangements. 4 Nos of Pad Eye is Provided on Deck for lifting, 4 Nos for Mooring at Conical Part in addition, 2 Nos at 180° to mooring pad. Refer Drawing for Spacing Dimensions.
10	Manhole (G)	1. Overall, Height 130mm from Deck. Passage Inner Width 570x470mm. Manhole cover Width 770x670x10mm Thick., Having Dia25mm,14nos Holes. 2. Neoprene Sheet of 770x670x10mm, matching holes to manhole, as gasket to be provided. 3. M20x75mm Length A4-70 SS bolt with Double washer and nuts, with Spare 5nos Has to be provided. 4. Climbing Ladder to Access the 1984mm Length Cylinder Part, through manhole, Provision to be Provided inside of the Cylinder. (Refer Drawing).
11	Paint	1. Sand blast-SA2.5, Conforming. 2. First coat-anticorrosive (INTERTUF 262 RED KHA303/KHA062) around 80 to 125 microns. 3. Second coat-anticorrosive (INTERTUF 263 LIGHTGREY FAJ034/FAA262) around 150 microns. 5. Final coat-(SIGNAL RED.,C287) around 125 microns. INTERNATIONAL Brand should be used. Total coat thickness-350 to 400 microns.
12	Test certificates	1. Material Test Certificate 2. Pressure tested certificate for Buoy (c) up to 3 bars 3. Weld Test Certificates, Penetration test, Ultrasonic test. Test certificate should be submitted during inspection stage and before releasing first instalment of 20%.

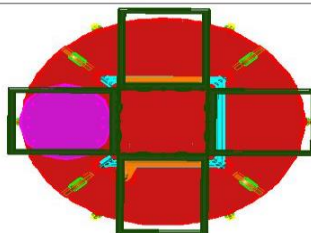
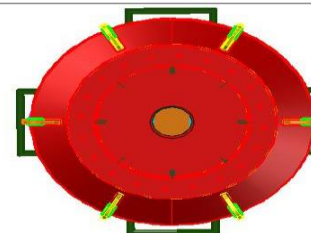

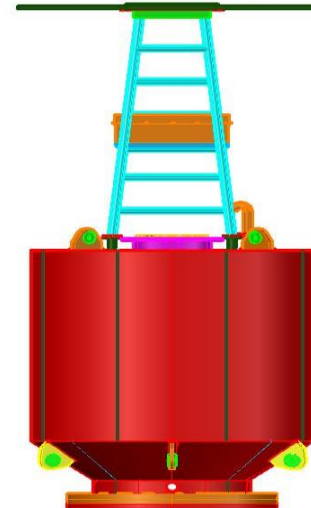



Other conditions:

1	Warranty Period	The bidder must have a strong presence of at least ten years in the Indian market and should have fabricated and supplied similar Buoys., to a Govt agency. Document proof (Invoice /P.O/W.O) to be submitted by the bidder for the evaluation.
2	General	Schematic Drawing will be provided along with the purchase order and Items. Vendor Should submit Fabrication drawing for prior Approval to start the work.
3	Stage Inspection	Inspection's will be made by NTCPWC-IITM officials while fabrication and testing of the item at the vendor's fabrication facility., at each stage and proceed to next stage fabrication.
4	Specification test	Specification of all items will be carried out at vendor premises by IITM before dispatch of the Buoy.
5	Non-Disclosure Agreement	The design and drawings are the property of NTCPWC-IITM, the L1 Bidder should sign a Non-Disclosure Agreement (NDA) with NTCPWC-IITM upon which PO will be placed.

General assembly drawing of the Smart Buoy



 <p style="text-align: center;">TOP VIEW</p>	F	PAD EYE
		PAD EYE Plate Eye Ø43mm, H215,L280,30mm.thk. Cheek plate-OD114,10mm.thk base plate300x60mm. 4nos At top for Lifting. 4nos bottom for Mooring, 2nos bottom centered and perpendicular to Mooring pads.
	G	MANHOLE
		Manhole Inner Width 570x470mm, Manhole Cover 770x670mm,10mm,thk.
NTCPWC/FRL/SB-DRG/Ø2.15/V.02/27JUL22		
ALL DIMENSIONS ARE IN mm		SHEET 3/4
 NATIONAL TECHNOLOGY CENTRE FOR PORTS WATERWAYS AND COASTS		
		

 <p style="text-align: center;">TOP VIEW</p>		 <p style="text-align: center;">BOTTOM VIEW</p>	
 <p style="text-align: center;">FRONT VIEW</p>		 <p style="text-align: center;">SIDE VIEW</p>	
Ø2150.,SMART BUOY,G.A.DRAWING.			
BUOY NUMBER : MET - TB- 03 - ALPHA			
SOS NUMBER :			
NTCPWC/FRL/SB-DRG/Ø2.15/V.02/27JUL22			
ALL DIMENSIONS ARE IN mm			SHEET 4/4
 NATIONAL TECHNOLOGY CENTRE FOR PORTS WATERWAYS AND COASTS			

TECHNICAL BID PROFORMA

Tender No. OE/MURA/033/2022/ BUOYDIA2.15M

Item Name: Fabrication and supply of 2.15m Diameter Buoy with suitable accessories

1.0 Bidder Eligibility Criteria:

I	Bidder Eligibility Criteria-I (Public Procurement – Preference to Make in India)	Class I / Class II	Local Content value	Reference, Page No.
I	Only 'Class-I local suppliers' and 'Class-II local suppliers', as defined under DIPP, MoCI Order No. P-45021/2/2017-PP (BE II) dated 16 th September 2020 and other subsequent orders issued therein.			
2.0	Bidder Eligibility Criteria-II	Compliance (Yes/No)	Reference Page No.	Remarks, If any
1	The bidder should have fabricated and supplied similar Buoys to ITs, NITs, IISERs, CSIR Labs or other Govt. of India R&D organizations in the last 10 years, and the necessary proofs such as end user certificate/purchase order should be provided.			

3.0 Technical Compliance:**1. The Scope of the supply.**

Fabrication and supply of 2.15meter Diameter Buoy with suitable accessories as per the technical specification for Jawaharlal Nehru Port Trust (Mumbai) (Qty- 1 No)

2. Requirements.

The Smart Buoys are the indigenous Data buoys developed to monitor the MET-Ocean parameters for the ports and harbors.

Sl.no	Location/Part of the Item (To be referred with Annexure-1)	Detailed description	Compliance (Yes/No)	Catalogue page no
1	Material	High Tensile Structural Steel: IS 2062-E410 HR sheets (Note: Change in the material and used steel for the fabrication will not be accepted.)		
2	Overall dimensions	Overall height is 5200mm with diameter of 2150mm and mast height 2500mm.		
3	Mast(A)	<ol style="list-style-type: none"> 1. Mast is Fabricated on deck, by NPS 1 1/2"-SCH40 Height of 2500mm from the Deck Level Suitable flanges with pipe elevated at 150mm. 2. S.S A4-70 Bolt and double washer & nuts should be provided for fastening the mast to deck. 3. Entire mast is made of NPS 1 1/2"-SCH40, with climbing provision of pipe 1 1/2"SCH40 welded horizontally on mentioned sides in drawing. 4. Mounting provision for Control panel to be provided at the mast at the elevation of 1150mm from the deck. Refer Drawing for mounting holes. 5. At the Top Level of the mast, ISA 75x75x6mm of frame size 560x560mm welded on top of the mast structure. 6. 777x777x6mm,10mm Slotted S.S. plate also welded at the center of angle frames, P.C.D Ø500mmx11mm Hole diameter,3nos for Radar Reflector should be provided. 7. Connecting Flange, for Radar Reflector 		

		<p>and Navigation lamp, a 6mm thick SS flange having, OD600mm with P.C.D.Ø500x3nos 11mm holes & P.C.D Ø200mmx4nos of Ø9mm holes to be provided.</p> <p>8. Solar panel frame's size 775x665mm is to be Fabricated with S.S Angles, Mounting side to mast ISA50x50x5mm And other Three sides ISA 30x30x3mm mounted on top of the mast.</p> <p>9. Mounting Bolts for solar panels, A4-70, Dia10mmX30mm length with Double washer and nuts 35nos., Should be provided., as shown in the Annexure- 1 and Refer Detailed Drawing.</p> <p>10. NPS 1 1/2"-SCH40 pipes (pole) with bottom support flange, Height of 1m also required (Qty. - 2), should be provided for instrument fitting purpose.</p>		
4	Buoyancy chamber (B)	<p>1. Buoyancy chamber is of Two Segments Having Cylindrical and Truncated cone, Stiffeners inbuilt.</p> <p>2. Both Segments are Built on, NPS 14"-SCH40, of Length 2558mm, Elevated Height of 292mm From Bottom.</p> <p>3. On top of this Pipe OD-535mm & thickness-20mm Standard flange, to be Provided which is welded to pipe. Elevated Height 150mm from Deck.</p> <p>4. First Segment is having 400mm Height, which is Conical type of Diameter 1200mm on bottom and 2150mm on top, of having Plate Thickness 10mm. Stiffeners of 75 x6mm total 8 Nos Welded to the Plate Internally, all Plates are Welded with Stiffeners. This should be Airtight.</p> <p>5. Six nos. Sacrificial Anode will be provided this should be welded outside of the Truncated cone equally spaced between eye pads.</p> <p>6. Second Segment is Having 1984mm Height, Ø 2150mm and 8mm thickness. Both the ends are</p>		

		<p>enclosed with Top plate Ø2150mm and Lower End plate Ø2150mm, Are Welded to form Airtight Chamber., Lower End Plate having 8mm Holes, Radially for Stitch weld (Refer Drawing),.</p> <p>8 Nos of Stiffeners (75 x 6mm) Welded Internally on all Sides., Except Pipe side.</p> <p>7. Clamping Provision for Power panel on the pipe side has to be provided as per drawing.</p> <p>8. Inside this chamber, provision for Battery Housing S.S., ISA 40x40x5mm of frame size 423x203mm, SS flat section covered with hinged type and M10x250mm A4-70 SS stud bolt to be provided.</p> <p>9. SS Cable tray of Dimension 100 X 50mm running around the Inside perimeter of the chamber and lowered to battery height should be provided and also running externally through gooseneck to the uppermost of mast pipe. Refer Drawing.</p> <p>10. Both Segments Should be Pressure tested of < 3 bars.</p> <p>11. The Floating structure assembly is Mounted on Diameter 1200x292ht x 8mm Thick Cylinder,8Nos of Stiffeners (75 x 6mm) Welded Internally.</p> <p>12. Logo, Naming and SOS number mentioned in Annexure-1 for each structure should be done by Metal stencils parallel to the buoy mooring at a level 400 to 450mm below from top deck. (Logo drawing will be provided along with P.O.).</p>		
5	Clump Weight (C)	<p>1. Clump weight having OD 1200mm & ID 1600mm and Thick of 50mm, May be splitted to four quadrants and welded to Bottom Cylinder Ø1200 x 8mm Thick, Height of 292mm cylinder.</p> <p>2. Hole of 35mm Dia. on P.C.D.1400mmX20Nos., should be provided.</p>		

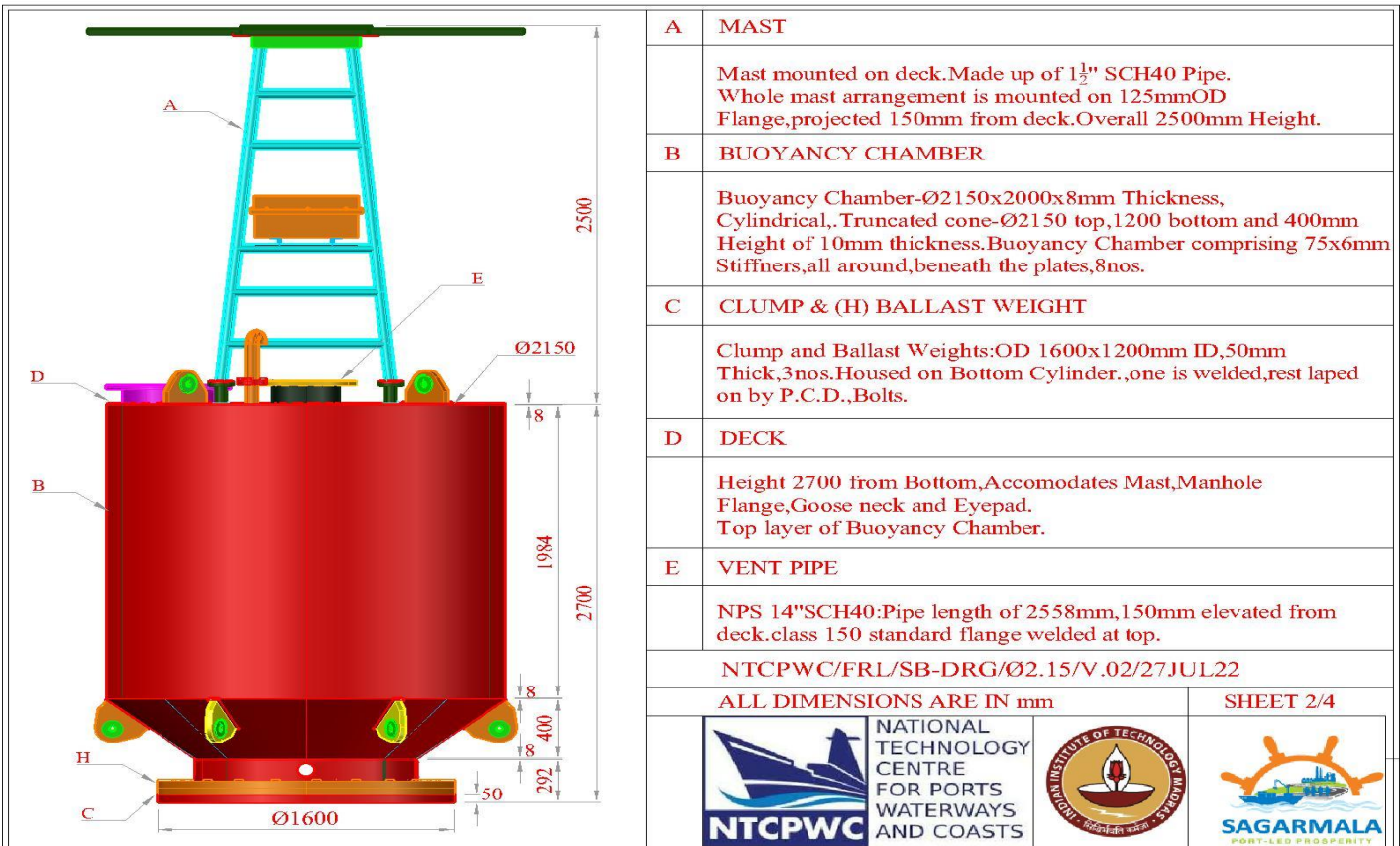

		3. These quadrants should be properly welded to match the P.C.D.1400x35mm Holes,to Ballast weights		
6	Deck (D)	1. Deck having Diameter of 2150mm, is the Working Platform Comprising Mast, Pad Eye, Manhole, and Gooseneck 2''SCH 40 of height 550mm from Deck, connected by flanges 150mm from deck., With Suitable A4-70 S.S bolt, Double nuts and washers.		
7	Ballast weight(I)	1. Dimension: Ø1200X1600X50mm Thick,2nos., Hole of Ø 35mm on P.C.D.1400mmX20Nos should be provided. 2. Ballast Weight is splitted Equally to 6 Pieces matching P.C.D.1400mm. 3. Material IS 2062 Grade: E250., mounted above the clump weight through Bolt. Ballast weight should be Galvanized by Hot dip/Electro plated. 4. M30 Stud bolt or shoulder head (Property class 10.9), TVS Brand, Hot dip Galvanized, of length 230mm of 25Nos.with Four washers & two nuts should be provided.		
8	Vent pipe (E)	1. Vent Pipe Starts 292mm From Bottom, has Length of 2558mm, Running Through Buoy Assembly, and raised at Height of 150mm. Above Deck Level, as shown in the Annexure- 1.		
9	Pad Eye (F)	1. Pad Eye is Located on Deck 4 Nos. Equally Spaced, Above Stiffeners Underneath, for Lifting. 2. All Pad Eye is Welded on square Plate 300x60x10mm on Deck. 3. Refer Drawing for Schematic Arrangements. 4 Nos of Pad Eye is Provided on Deck for lifting, 4 Nos for Mooring at Conical Part in addition, 2 Nos at 180° to mooring pad. Refer Drawing for Spacing Dimensions.		
10	Manhole (G)	1. Overall, Height 130mm from Deck. Passage Inner Width 570x470mm.		

		<p>Manhole cover Width 770x670x10mm Thick., Having Dia25mm,14nos Holes.</p> <ol style="list-style-type: none"> Neoprene Sheet of 770x670x10mm, matching holes to manhole, as gasket to be provided. M20x75mm Length A4-70 SS bolt with Double washer and nuts, with Spare 5nos Has to be provided. Climbing Ladder to Access the 1984mm Length Cylinder Part, through manhole, Provision to be Provided inside of the Cylinder. (Refer Drawing). 		
11	Paint	<ol style="list-style-type: none"> Sand blast-SA2.5, Conforming. First coat-anticorrosive (INTERTUF 262 RED KHA303/KHA062) around 80 to 125 microns. Second coat-anticorrosive (INTERTUF 263 LIGHTGREY FAJ034/FAA262) around 150 microns. Final coat-(SIGNAL RED.,C287) around 125 microns. INTERNATIONAL Brand should be used. Total coat thickness- 350 to 400 microns. 		
12	Test certificates	<ol style="list-style-type: none"> Material Test Certificate Pressure tested certificate for Buoy (c) up to 3 bars Weld Test Certificates, Penetration test, Ultrasonic test. 		

Other conditions:

1	Eligibility	The bidder must have a strong presence of at least ten years in the Indian market and should have fabricated and supplied similar Buoys., to a Govt agency. Document proof (Invoice /P.O/W.O) to be submitted by the bidder for the evaluation.
2	General	Schematic Drawing will be provided along with the purchase order and Items. Vendor Should submit Fabrication drawing for prior Approval to start the work.
3	Stage Inspection	Inspection's will be made by NTCPWC-IITM officials while fabrication and testing of the item at the vendor's fabrication facility., at each stage and proceed to next stage fabrication.
4	Specification test	Specification of all items will be carried out at vendor premises by IITM before dispatch of the Buoy.
5	Non-Disclosure Agreement	The design and drawings are the property of NTCPWC-IITM, the vendor should sign a Non-Disclosure Agreement (NDA) with NTCPWC-IITM upon which PO will be placed.

General assembly drawing of the Smart Buoy



F	PAD EYE
	PAD EYE Plate Eye Ø43mm, H215,L280,30mm.thk. Check plate-OD114,10mm.thk base plate300x60mm. 4nos At top for Lifting. 4nos bottom for Mooring, 2nos bottom centered and perpendicular to Mooring pads.
G	MANHOLE
	Manhole Inner Width 570x470mm, Manhole Cover 770x670mm,10mm,thk.

TOP VIEW

NTCPWC/FRL/SB-DRG/Ø2.15/V.02/27JUL22
ALL DIMENSIONS ARE IN mm SHEET 3/4

TOP VIEW

BOTTOM VIEW

FRONT VIEW

SIDE VIEW

Ø2150.,SMART BUOY,G.A.DRAWING.	
BUOY NUMBER : MET - TB- 03 - ALPHA	
SOS NUMBER :	

NTCPWC/FRL/SB-DRG/Ø2.15/V.02/27JUL22
ALL DIMENSIONS ARE IN mm SHEET 4/4

**SIGNATURE OF BIDDER ALONG WITH
SEAL OF THE COMPANY WITH DATE**

FINANCIAL BID (PROFORMA) - BILL OF QUANTITIES (BOQ)

Item Name: Fabrication and supply of 2.15m Diameter Buoy with suitable accessories

Tender No. OE/MURA/033/2022/BUOYDIA2.15M

It. No	Description of work	Quantity	Units	Basic Rate in INR	GST in Percentage	Total Amount with taxes in INR
1	BUOY description, As per technical specification.	1	Nos.			
2	Charges covering P&F, Transit insurance and transport charges on door delivery basis up to destination project location of NTCPCW at JNPT (MUMBAI) including Unloading charges.	1	Nos.			
	Grand Total					

Total Amount Rupees in words _____

I/We the bidder accept all the terms and conditions as per tender including all technical & commercial conditions.

Date:

Authorized Signatory

Place:

(_____)

Seal and signature

**FORMAT FOR AFFIDAVIT OF SELF-CERTIFICATION UNDER PREFERENCE TO MAKE IN INDIA – PER
ITEM**

Tender Reference Number:

Name of the item / Service:

Date: _____

I/We _____ S/o, D/o, W/o, _____

Resident of _____

Hereby solemnly affirm and declare as under:

That I will agree to abide by the terms and conditions of the Public Procurement (Preference to Make in India) Policy vide Gol Order no. P-45021/2/2017-PP (B.E.-II) dated 15.06.2017 (subsequently revised vide orders dated 28.05.2018, 29.05.2019 and 04.06.2020) MOCI order No. 45021/2/2017-PP (BE II) Dt.16th September 2020 & P- 45021/102/2019-BE-II-Part (1) (E-50310) Dt.4th March 2021 and any subsequent modifications/Amendments, if any and

That the local content for all inputs which constitute the said item/service/work has been verified by me and I am responsible for the correctness of the claims made therein.

Tick (✓) and Fill the Appropriate Category	
<input type="checkbox"/>	I/We _____ [name of the supplier] hereby confirm in respect of quoted items that Local Content is equal to or more than 50% and come under “Class-I Local Supplier” category.
<input type="checkbox"/>	I/We _____ [name of the supplier] hereby confirm in respect of quoted items that Local Content is equal to 20% but less than 50% and come under “Class-II Local Supplier” category.

The details of the location (s) at which the local value addition is made and the proportionate value of local content in percentage

Address _____ Percentage of Local content: _____%

For and on behalf of..... (Name of firm/entity)

Authorized signatory (To be duly authorized by the Board of Directors)

<Insert Name, Designation and Contact No.>

[Note: In case of procurement for a value in excess of Rs. 10 Crores, the bidders shall provide this certificate from statutory auditor or cost auditor of the company (in the case of companies) or from a practicing cost accountant or practicing chartered accountant (in respect of suppliers other than companies) giving the percentage of local content.]

This letter should be on the letterhead of the quoting firm and should be signed by a competent authority.

Non-submission of this will lead to Disqualification of bids.

(To be given on the letter head of the bidder)

No. _____

Dated: _____

CERTIFICATE

(Bidders from India)

I have read the clause regarding restrictions on procurement from a bidder of a country which shares a land border with India and hereby certify that I am not from such a country.

OR (*whichever is applicable*)

(Bidders from Country which shares a land border with India)

I have read the clause regarding restrictions on procurement from a bidder of a country which shares a land border with India and hereby certify that I from _____ (Name of Country) and has been registered with the Competent Authority. I also certify that I fulfil all the requirements in this regard and is eligible to be considered. *(Copy/ evidence of valid registration by the Competent Authority is to be attached)*

Place:

Date:

Signature of the Tenderer
Name & Address of the
Tenderer with Office Stamp