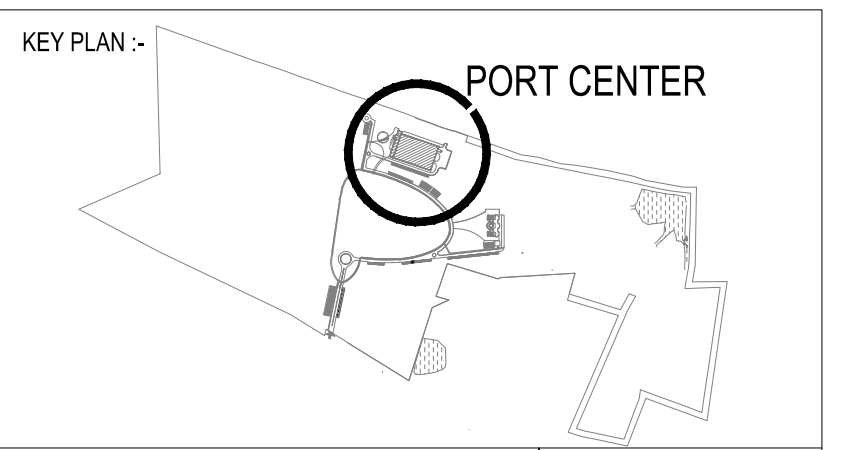


VIEWING ROOM (PLAN AT +0.90M LVL)  
(SCALE - 1:200)



LEGEND -

- PROPOSED
- EXISTING
- BOUNDARY
- ROAD

NORTH

GENERAL NOTES:-

- NGL - NATURAL GROUND LEVEL
- FRL - FORMED ROAD LEVEL
- PFL - FINISHED FLOOR LEVEL
- TSL - TOP OF SLAB LEVEL
- PFL - PLATFORM LEVEL

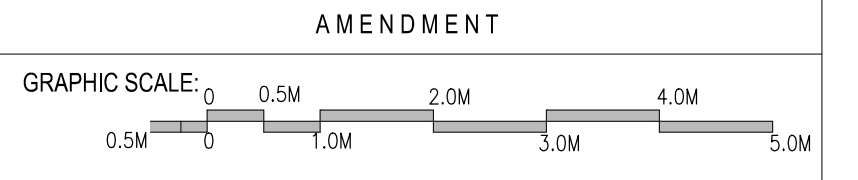
SCHEDULE OF JOINERY

TYPE	DESCRIPTION	SILL HT.	SIZE
D1	GLAZED STEEL DOOR NON FIRE RATED		1500 X 2400
D2	GLAZED STEEL DOOR NON FIRE RATED		1500 X 2250
D3	STEEL DOOR NON FIRE RATED		1500 X 2400
D4	STEEL DOOR NON FIRE RATED		1000 X 2400
D5	STEEL DOOR NON FIRE RATED		900 X 2100
FRD1	FIRE DOOR (2 HRS FIRE RATED)		1500(300+1200) X 2100
FRD2	FIRE DOOR (2 HRS FIRE RATED)		1200 X 2100
FRD3	FIRE DOOR (2 HRS FIRE RATED)		1000 X 2400
FRD4	FIRE DOOR (2 HRS FIRE RATED)		1000 X 2100
SD	SD (PHY. CHALLENGED TOILET)		1000 X 2100
RS1	ROLLING SHUTTER		4500 X 5000
TD1	TRAP DOOR	600	900 X 1800
TD2	TRAP DOOR	900	900 X 1500
TD3	TRAP DOOR	750	900 X 1350
WL1	PARTLY FIXED, PARTLY OPENABLE AND PARTLY LOUVERED	250	8700 X 2100
WL2	PARTLY FIXED, PARTLY OPENABLE AND PARTLY LOUVERED	250	4900 X 2100
W1	FIXED GLAZED WINDOW	750	4200 X 2100
W2	FIXED GLAZED WINDOW	750	1400 X 2100
W3	FIXED GLAZED WINDOW	250	4200 X 1500
W3A	FIXED GLAZED WINDOW	750	4200 X 1500
W4	FIXED GLAZED WINDOW	250	1400 X 1500
W4A	FIXED GLAZED WINDOW	750	1400 X 1500
W4B	FIXED GLAZED WINDOW	1050	1400 X 3000
W5	PARTLY FIXED, PARTLY OPENABLE	750	4200 X 2100
W5A	PARTLY FIXED, PARTLY OPENABLE	600	4200 X 1500
W6	PARTLY FIXED, PARTLY OPENABLE	750	2100 X 1500
L1	GLASS LOUVERS	1050	1000 X 1200
L2	GLASS LOUVERS	1050	1000 X 1800

CUT-OUT NOMENCLATURE

S.No.	TYPE	DESCRIPTION
1	ACO	AIR CONDITIONING CUTOUT
2	FCO	FIRE CUTOUT
3	ECO	ELECTRICAL CUTOUT
4	TECO	TOILET EXHAUST CUTOUT
5	TPCO	TOILET PLUMBING CUTOUT
6	RCO	RAINWATER CUTOUT

REV.	DESCRIPTION	DATE	BY	CHD.
A1	FOR APPROVAL	03.04.19	JB	HG



CLIENT:  
IIT MADRAS

PROJECT:  
PROPOSED IIT (MADRAS)  
DISCOVERY CAMPUS AT THAIYUR VILLAGE.

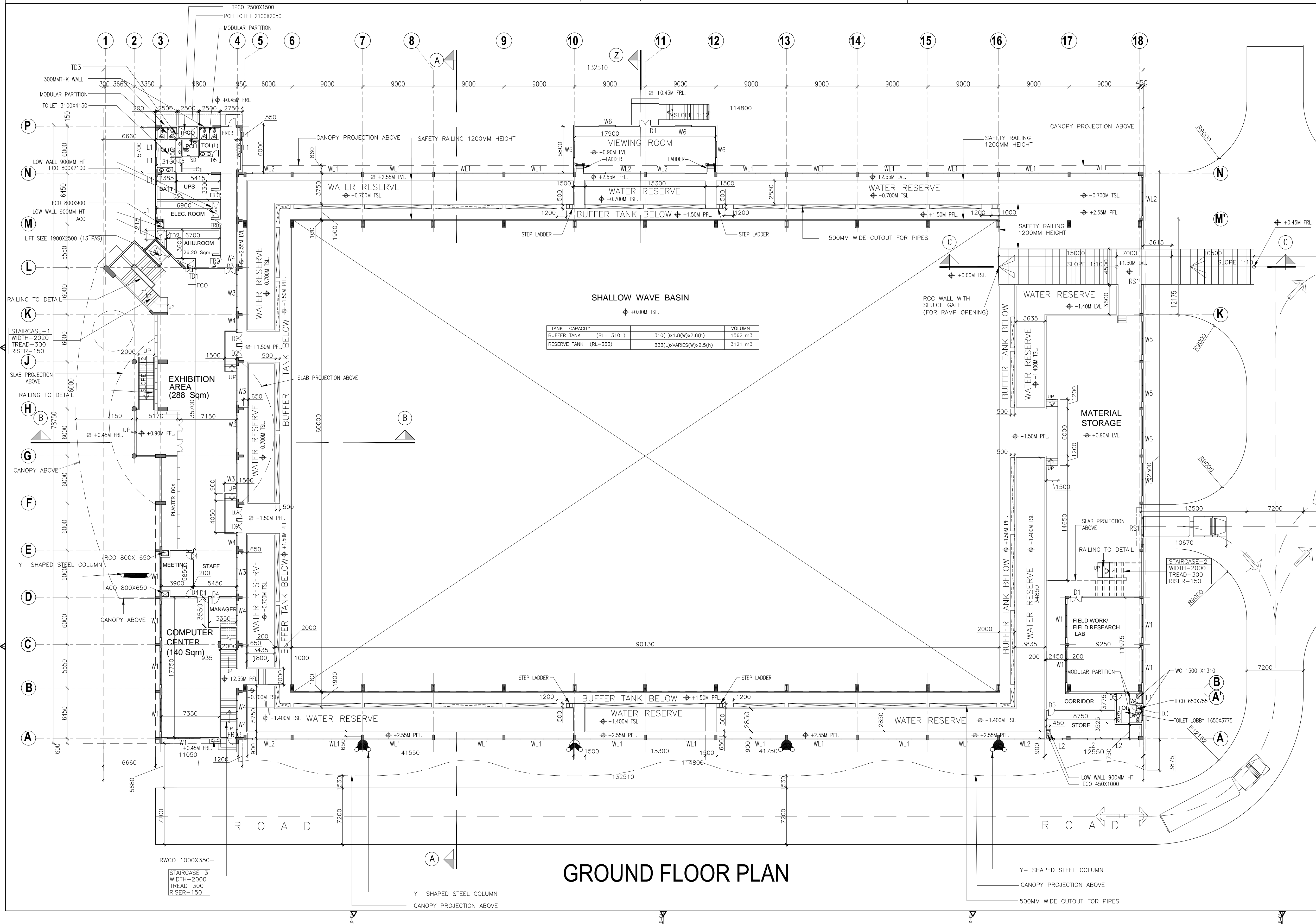
DRAWING TITLE:  
PORT CENTER (VERSION- 15)  
GROUND FLOOR PLAN

SCALE	DRAWN	REV
SCALE : 1 : 250	DRAWN : JAYANTH	REV
DATE : 01.03.19	HG	
DRAWING NO: IIT-TH-RIC-AR01-GR-01-248388		A1

design | interiors | engineering | construction management

C.R.Narayana Rao (Consultants) Private Limited

No. 10, Karpagambal Nagar,  
Mylapore, Chennai-600 004,  
India.  
www.crn.co.in



GROUND FLOOR PLAN

THESE DRAWINGS ARE UNDER COPYRIGHT AND ARE THE PROPERTY OF CRN. NONE OF THE DRAWINGS ARE TO BE REPRODUCED OR TRANSMITTED IN ANY FORM OR BY ANY MEANS, WITHOUT PRIOR EXPRESS WRITTEN CONSENT OF CRN. THESE DRAWINGS CANNOT BE HANDED OVER TO A THIRD PARTY OR USED FOR ANY PURPOSE, OTHER THAN THAT FOR WHICH IT HAS BEEN LOANED. AFTER FULFILLING THE PURPOSE OF ISSUE THE DRAWINGS SHALL BE RETURNED TO CRN.