

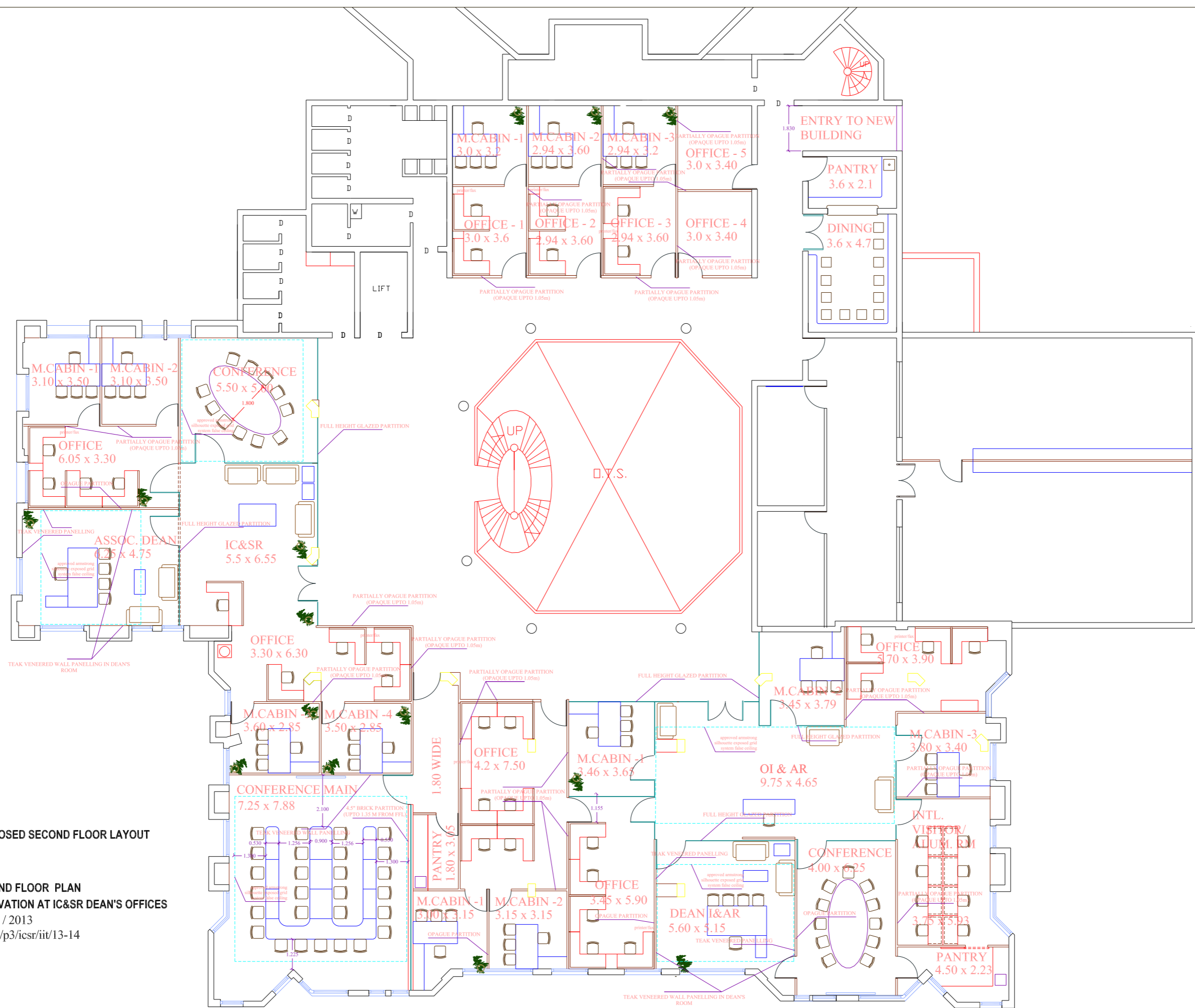
EXISTING SECOND FLOOR LAYOUT

SECOND FLOOR PLAN
RENOVATION AT IC&SR DEAN'S OFFICES

09/04/2013
1/ddw/p3/icst/iit/13-14

NOTES

- 1 ALL DIMENSIONS ARE IN METRES
- 2 ALL DIMENSIONS TO BE CHECKED ON SITE
- 3 THE DETAILS MAY VARY IF NOT APPROVED BY CONCERNED DEP
- 4 ALL LAYOUTS SHOULD BE MARKED ON SITE AND SHOULD GET THE ARCHITECT'S APPROVAL BEFORE EXECUTION

















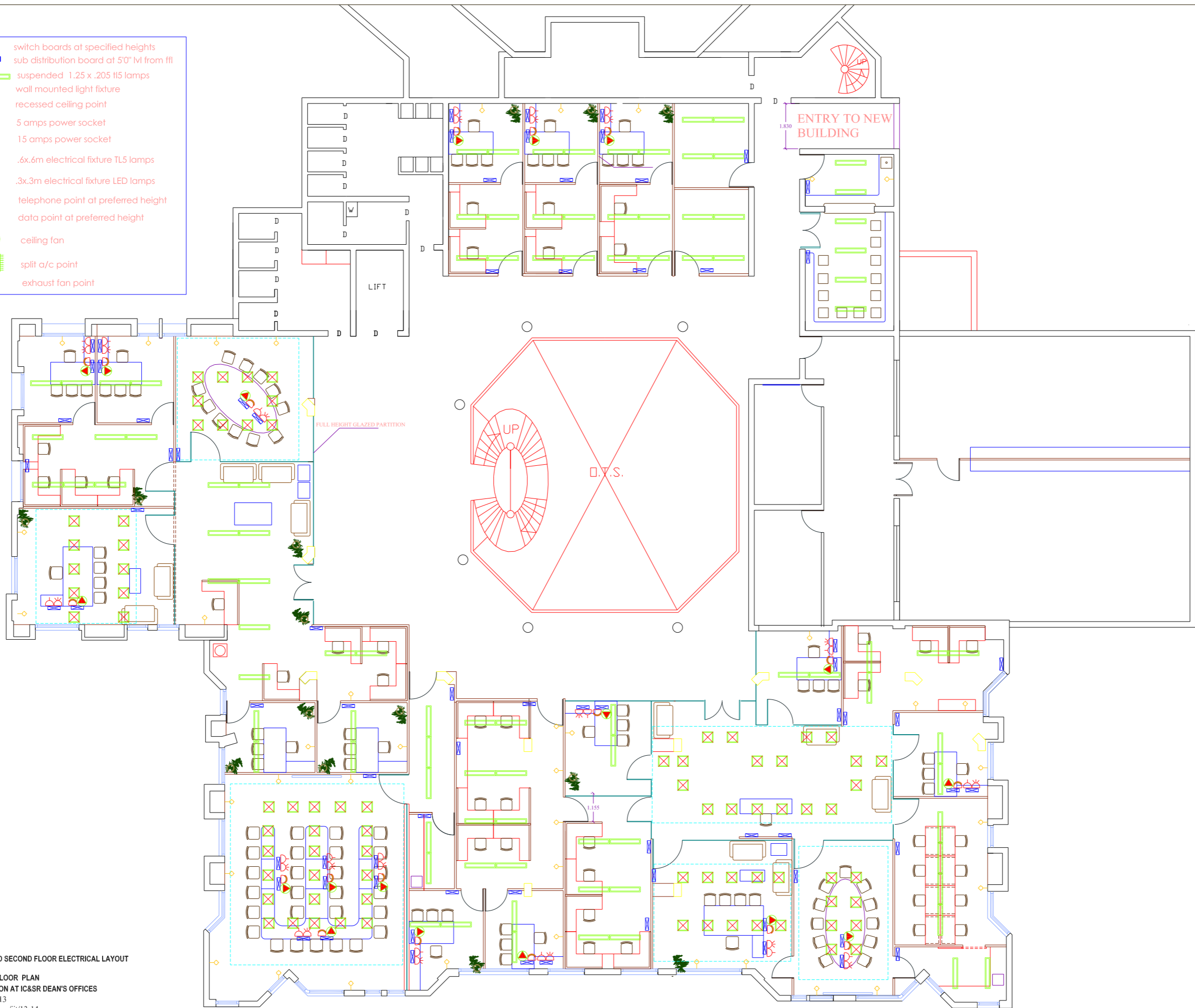
PROPOSED SECOND FLOOR LAYOUT

**SECOND FLOOR PLAN
RENOVATION AT IC&SR DEAN'S OFFICES**
09/ 01 / 2013
2/ddw/p3/icr/iit/13-14

NOTES

- 1 ALL DIMENSIONS ARE IN METRES
- 2 ALL DIMENSIONS TO BE CHECKED ON SITE AFTER COMPLETION OF DISMANTLING AS PER PROPOSED THE LAYOUT
- 3 THE DETAILS MAY VARY IF NOT APPROVED BY CONCERNED DEP
- 4 ALL LAYOUTS SHOULD BE MARKED ON SITE AND SHOULD GET THE ARCHITECT'S APPROVAL BEFORE EXECUTION

-  switch boards at specified heights
-  sub distribution board at 50" height from floor
-  suspended 1.25 x .205 TL5 lamps
-  wall mounted light fixture
-  recessed ceiling point
-  5 amps power socket
-  15 amps power socket
-  .6x.6m electrical fixture TL5 lamps
-  .3x.3m electrical fixture LED lamps
-  telephone point at preferred height
-  data point at preferred height
-  ceiling fan
-  split a/c point
-  exhaust fan point



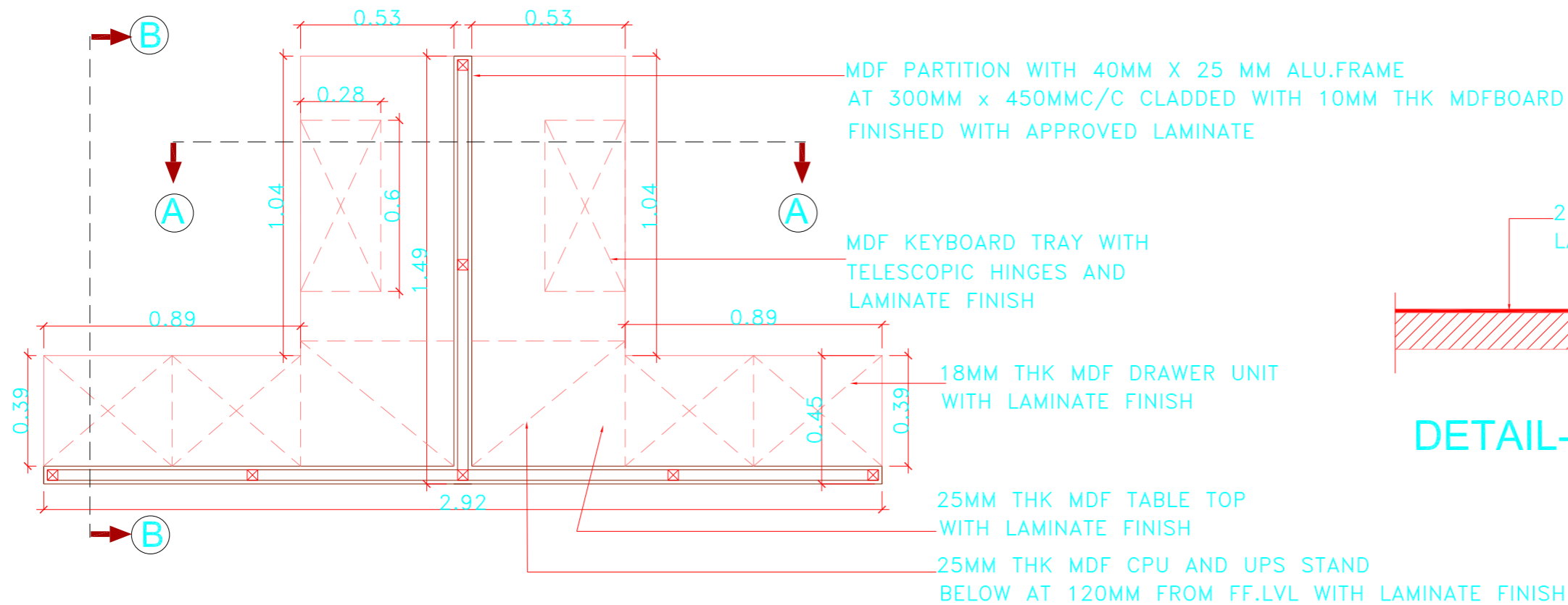
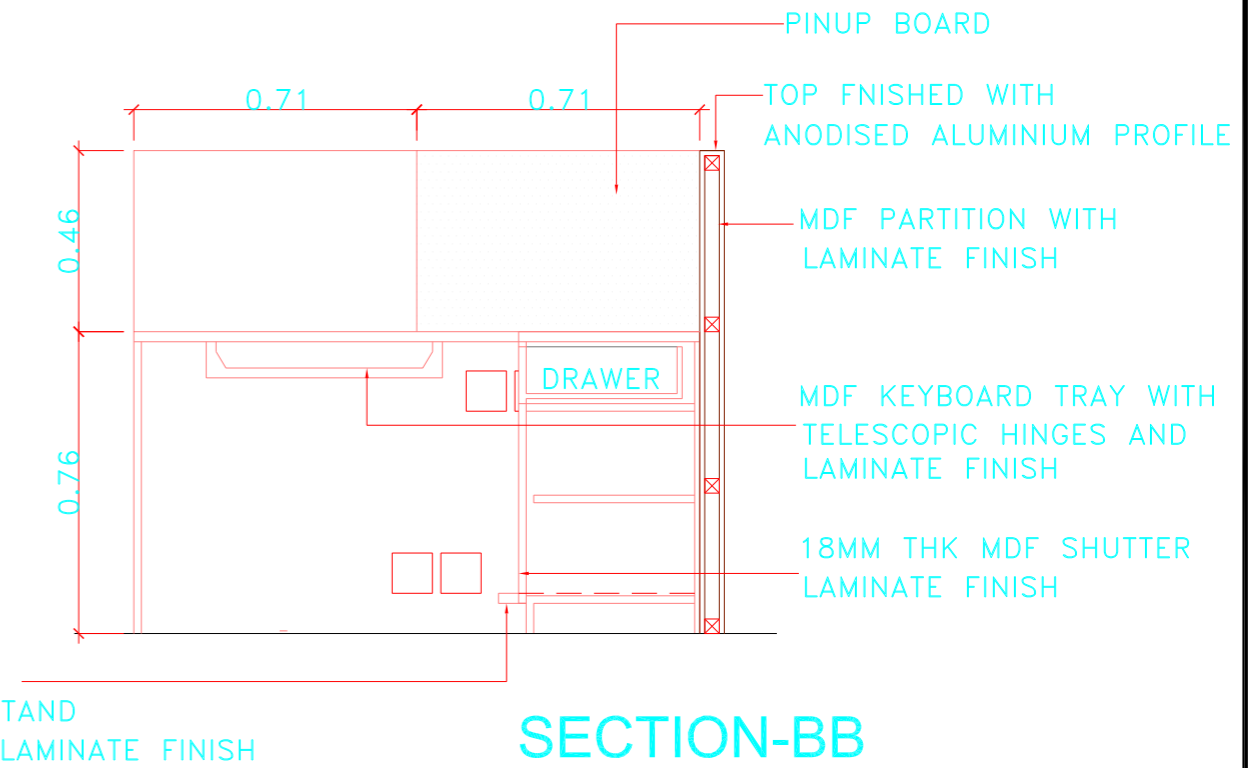
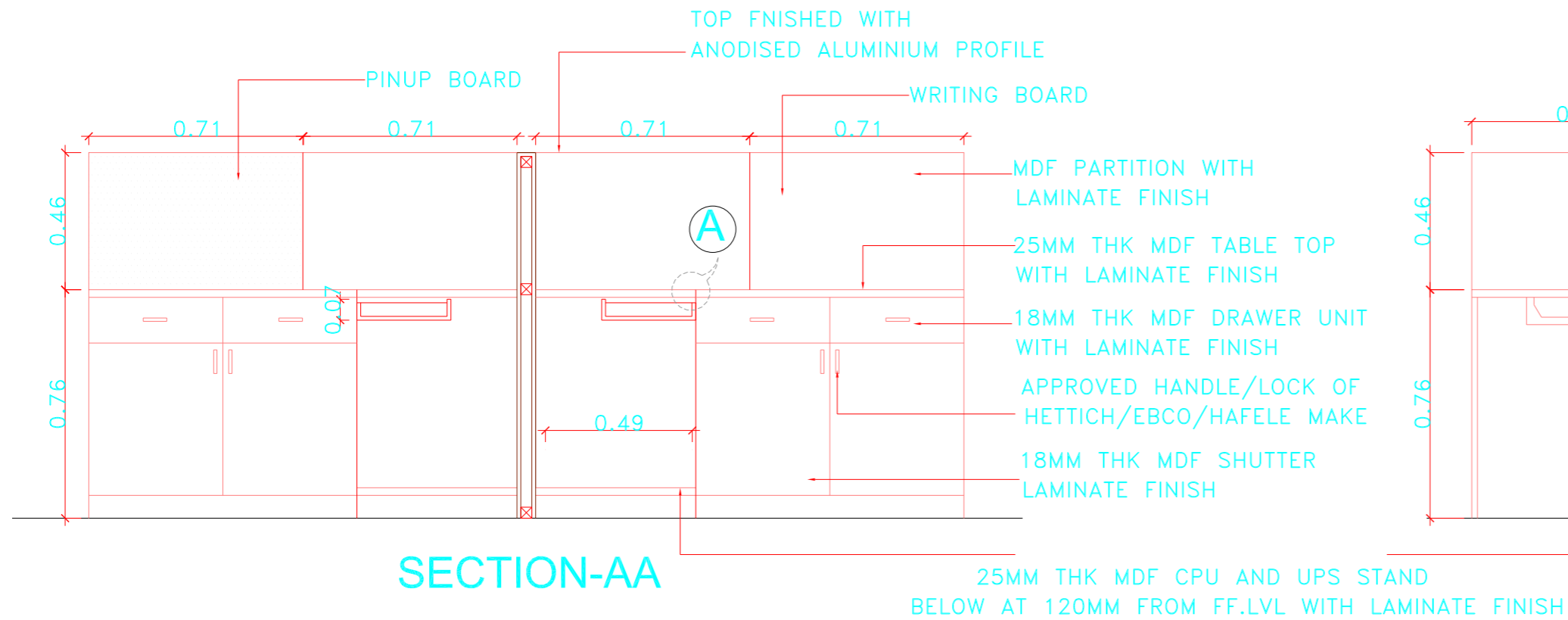
PROPOSED SECOND FLOOR ELECTRICAL LAYOUT

SECOND FLOOR PLAN
 RENOVATION AT IC&SR DEAN'S OFFICES
 18/05/2013
 3/ddw/p3/icsr/iii/13-14

NOTES

- 1 ALL DIMENSIONS ARE IN METRES
- 2 ALL DIMENSIONS TO BE CHECKED ON SITE AFTER COMPLETION OF DISMANTLING AS PER PROPOSED THE LAYOUT
- 3 THE DETAILS MAY VARY IF NOT APPROVED BY CONCERNED DEP
- 4 ALL LAYOUTS SHOULD BE MARKED ON SITE AND SHOULD GET THE ARCHITECT'S APPROVAL BEFORE EXECUTION

AUDIO VIDEO PROVISIONS IN CONFERENCES WITH SPEAKER POINTS COMPLETE AS APPROVED
 ALL WORKSTATIONS TO HAVE THE STANDARD POINTS FOR COMPUTER, DATA AND VOICE LINES
 ALL PRINTER /FAX LOCATIONS TO HAVE ELECTRICAL AND DATA/VOICE LINES AS NECESSARY
 A/C ELECTRICAL SUPPLY POINT TO BE ADDED AT SUITABLE LOCATIONS



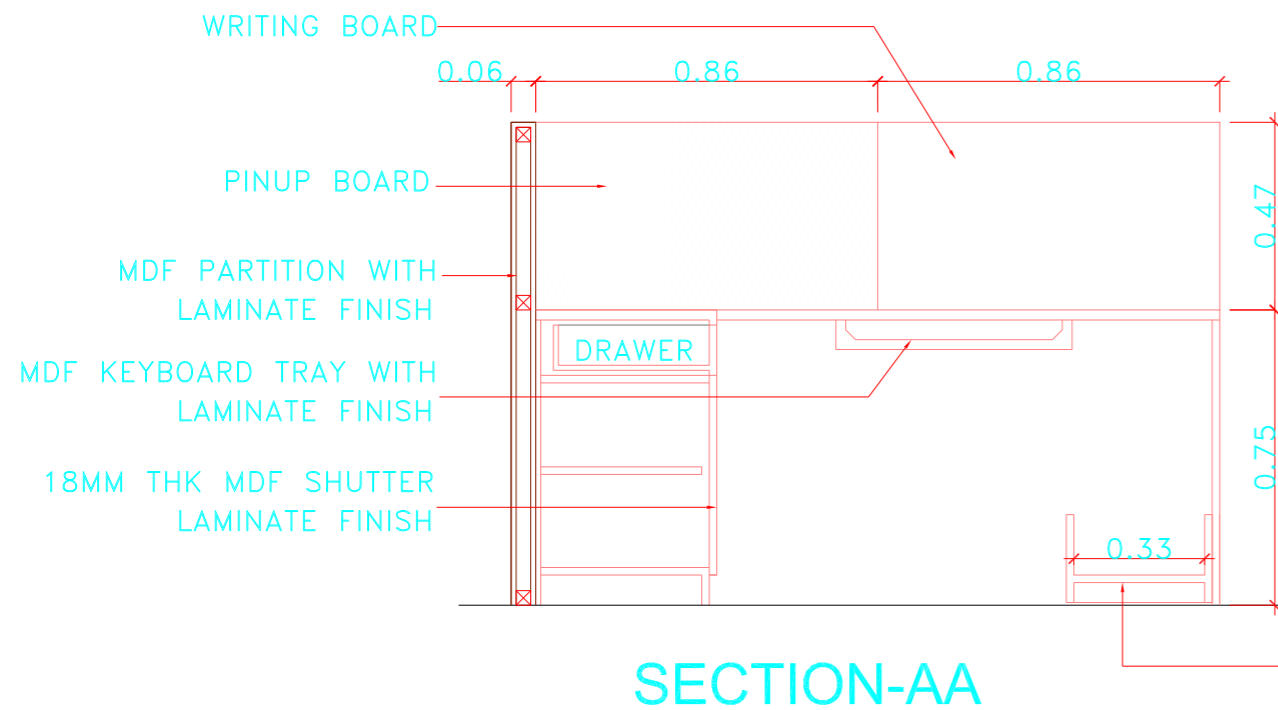
NOTES

- 1 ALL DIMENSIONS ARE IN METRES
- 2 ALL DIMENSIONS TO BE CHECKED ON SITE
- 3 THE DETAIL MAY VARY IF NOT APPROVED BY CONCERN DEP.
- 4 THE SAMPLE HAS TO BE APPROVED BEFORE THE SUPPLY/ASSEMBLY ON SITE

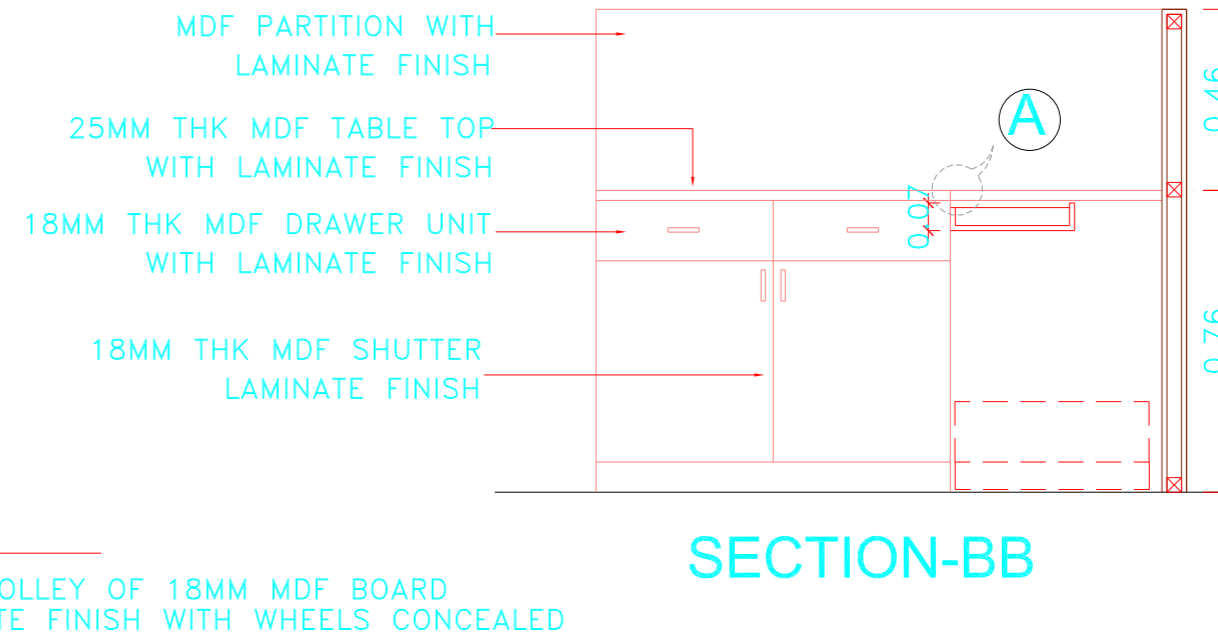
note:*the laminate grain pattern to run vertically for all partitions/vertical/standing surfaces and to run horizontally for all work tops/table tops/ any running horizontal surfaces.This is common for all laminated surfaces only.
*any mdf edges resting on floor should have teakwood beading of 8mm thk fixed on edge between mdf and the floor

work station 1500mm x 1500mm

14/05/2013
4/ddw/p3/jcsr/iit/13-14

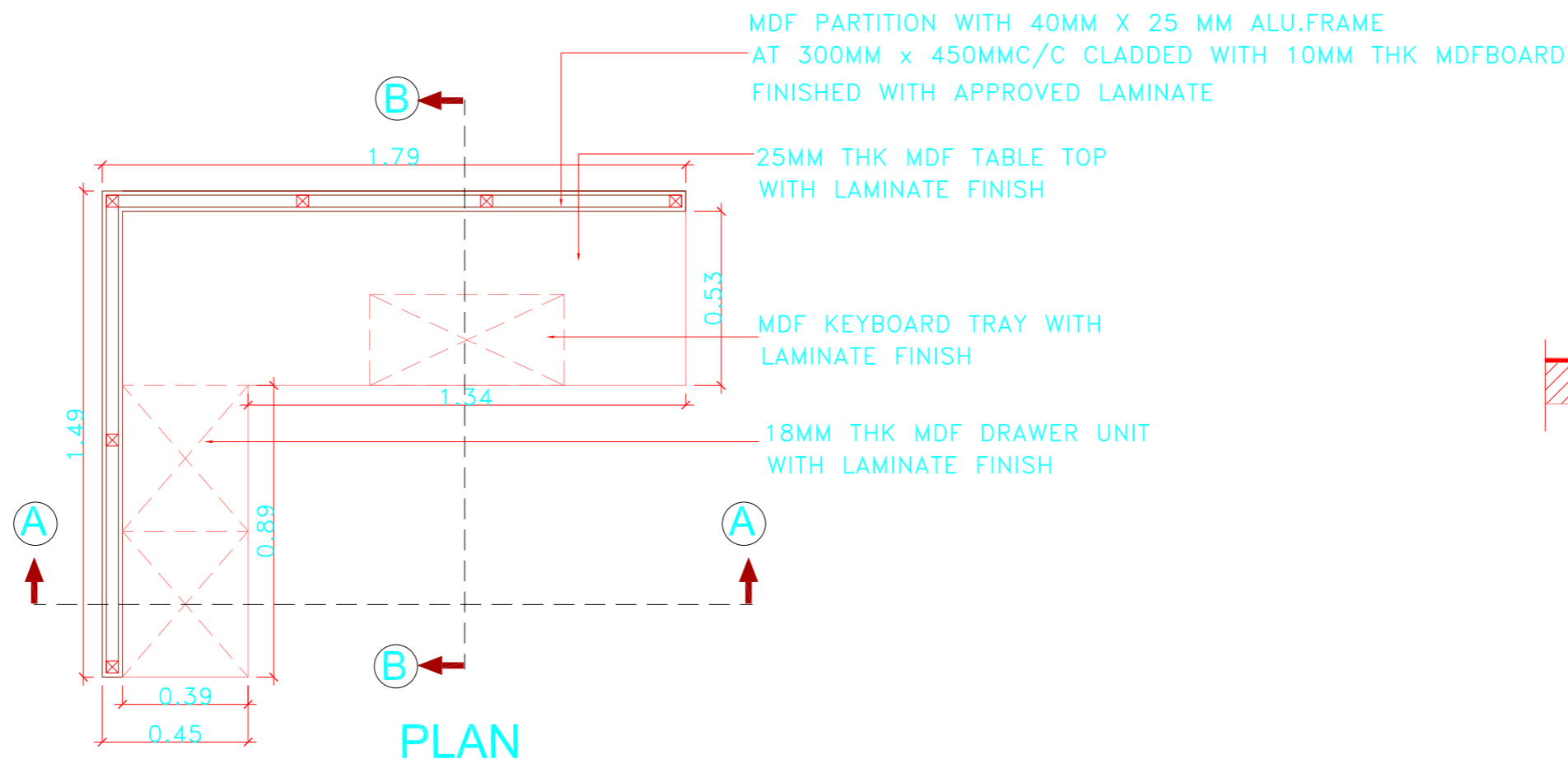


SECTION-AA



SECTION-BB

CPU TROLLEY OF 18MM MDF BOARD
LAMINATE FINISH WITH WHEELS CONCEALED



PLAN



DETAIL-A


NOTES

- 1 ALL DIMENSIONS ARE IN METRES
- 2 ALL DIMENSIONS TO BE CHECKED ON SITE
- 3 THE DETAIL MAY VARY IF NOT APPROVED BY CONCERN DEP.
- 4 THE SAMPLE HAS TO BE APPROVED BEFORE THE SUPPLY/ASSEMBLY ON SITE

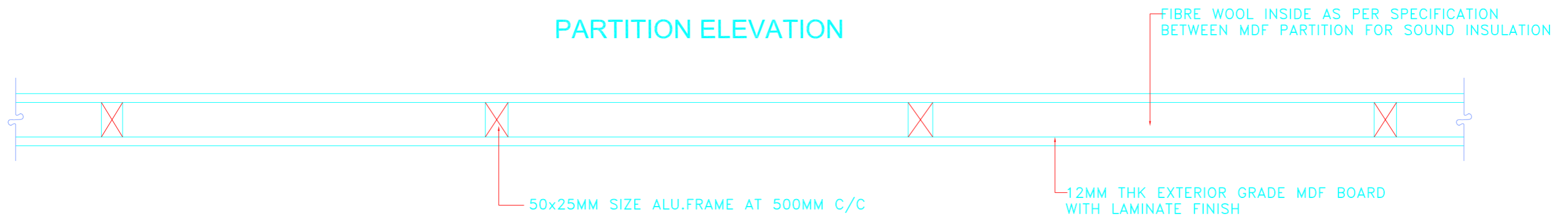
note:*the laminate grain pattern to run vertically for all partitions/vertical/standing surfaces and to run horizontally for all work tops/table tops/ any running horizontal surfaces.This is common for all laminated surfaces only.
*any mdf edges resting on floor should have teakwood beading of 8mm thk fixed on edge between mdf and the floor

work station 1800mm x 1500mm

14/05/2013
5/ddw/p3/icsr/iit/13-14



PARTITION ELEVATION



PARTITION ENLARGE SECTIONAL PLAN

NOTES

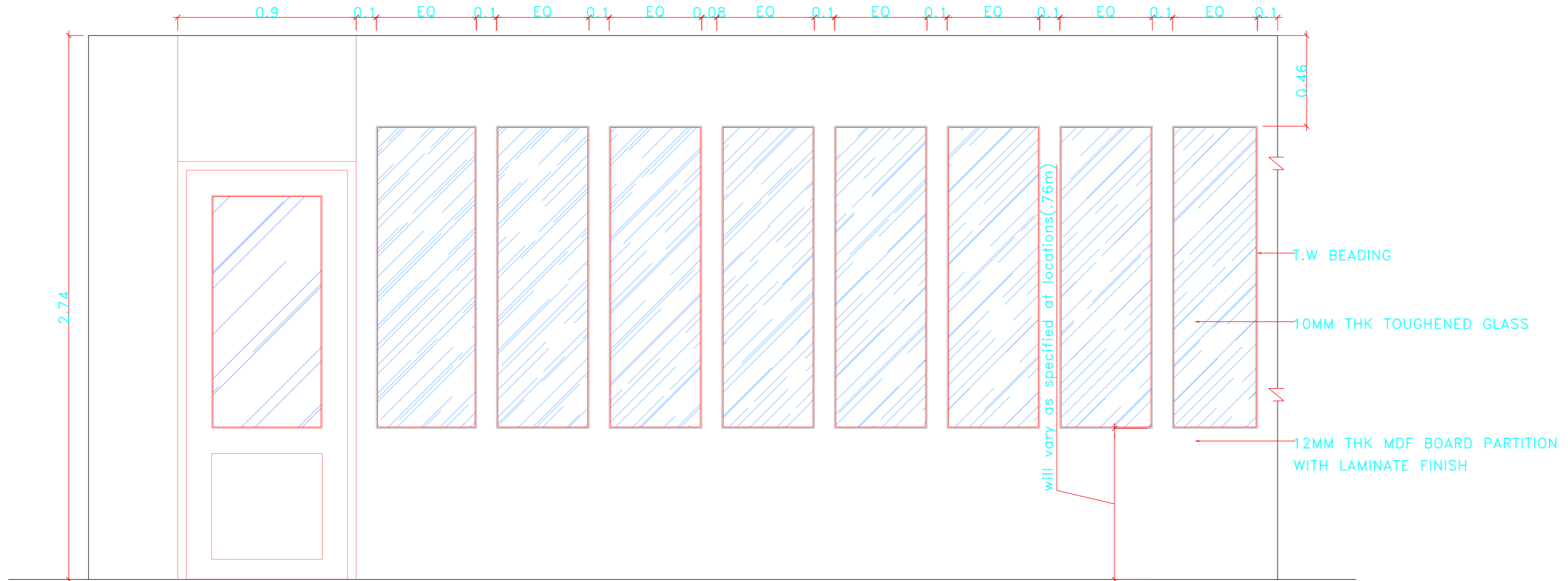
- 1 ALL DIMENSIONS ARE IN METRES
- 2 ALL DIMENSIONS TO BE CHECKED ON SITE
- 3 THE DETAILS MAY VARY IF NOT APPROVED BY CONCERNED DEP
- 4 ALL LAYOUTS SHOULD BE MARKED ON SITE AND SHOULD GET THE ARCHITECT'S APPROVAL BEFORE EXECUTION

note: * the laminate grain pattern to run vertically for all partitions/vertical/standing surfaces and to run horizontally for all work tops/table tops/ any running horizontal surfaces. This is common for all laminated surfaces only.
*any mdf edges resting on floor should have teakwood beading of 8mm thk fixed on edge between mdf and the floor

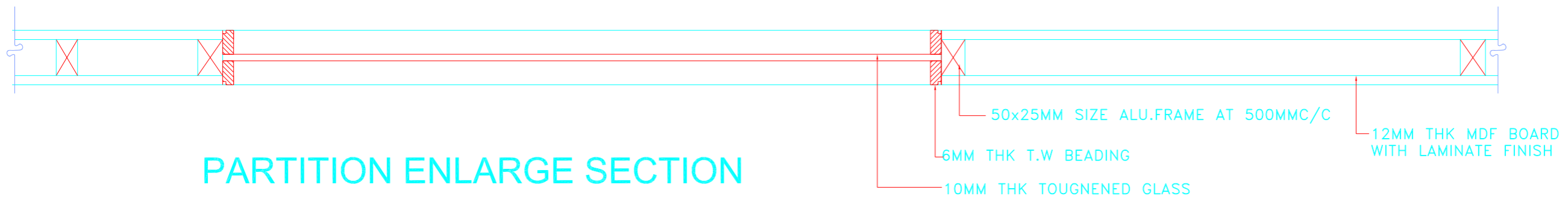
typical FULL HEIGHT OPAQUE PARTITION

13/05/2013

6/ddw/p3/icsr/iit/13-14



PARTIALLY OPAQUE PARTITION - PARTIAL ELEVATION



PARTITION ENLARGE SECTION

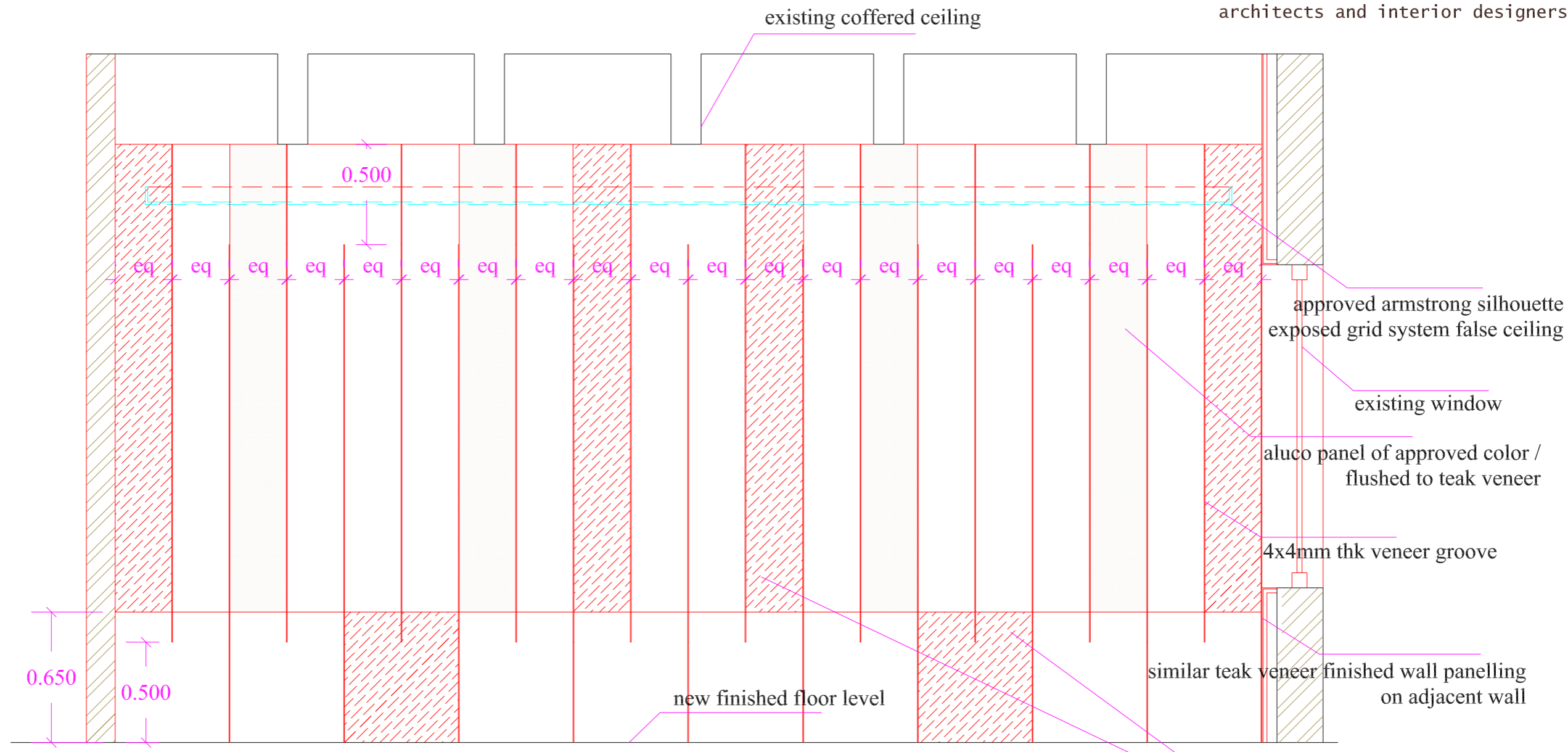
note: * the laminate grain pattern to run vertically for all partitions/vertical/standing surfaces and to run horizontally for all work tops/table tops/ any running horizontal surfaces. This is common for all laminated surfaces only.
*any mdf edges resting on floor should have teakwood beading of 8mm thk fixed on edge between mdf and the floor

- NOTES
- 1 ALL DIMENSIONS ARE IN METRES
 - 2 ALL DIMENSIONS TO BE CHECKED ON SITE
 - 3 THE DETAILS MAY VARY IF NOT APPROVED BY CONCERNED DEP
 - 4 ALL LAYOUTS SHOULD BE MARKED ON SITE AND SHOULD GET THE ARCHITECT'S APPROVAL BEFORE EXECUTION

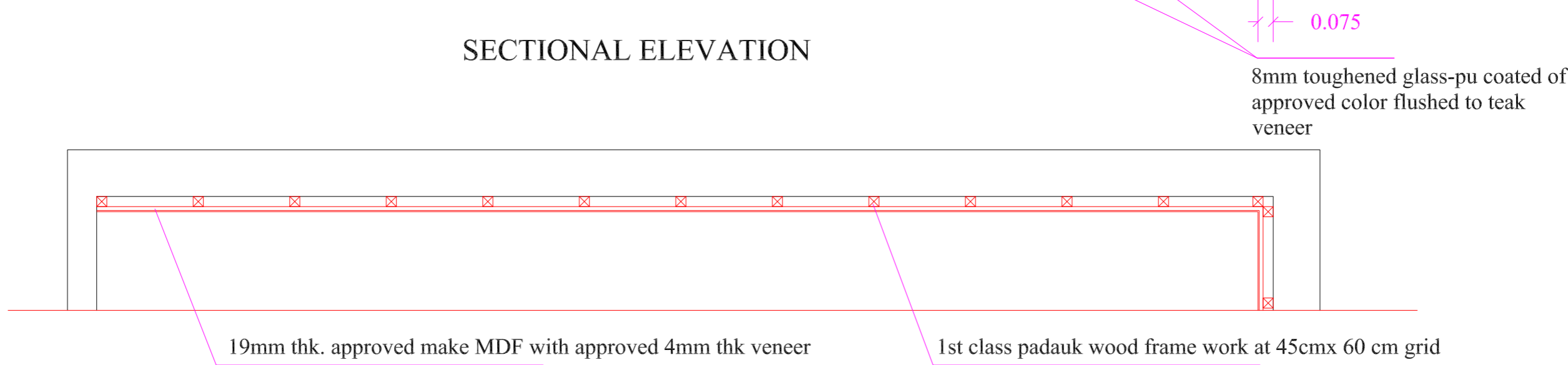
typical FULL HEIGHT PARTIALLY GLAZED PARTITION

13/05/2013

7/ddw/p3/icsr/iit/13-14



SECTIONAL ELEVATION

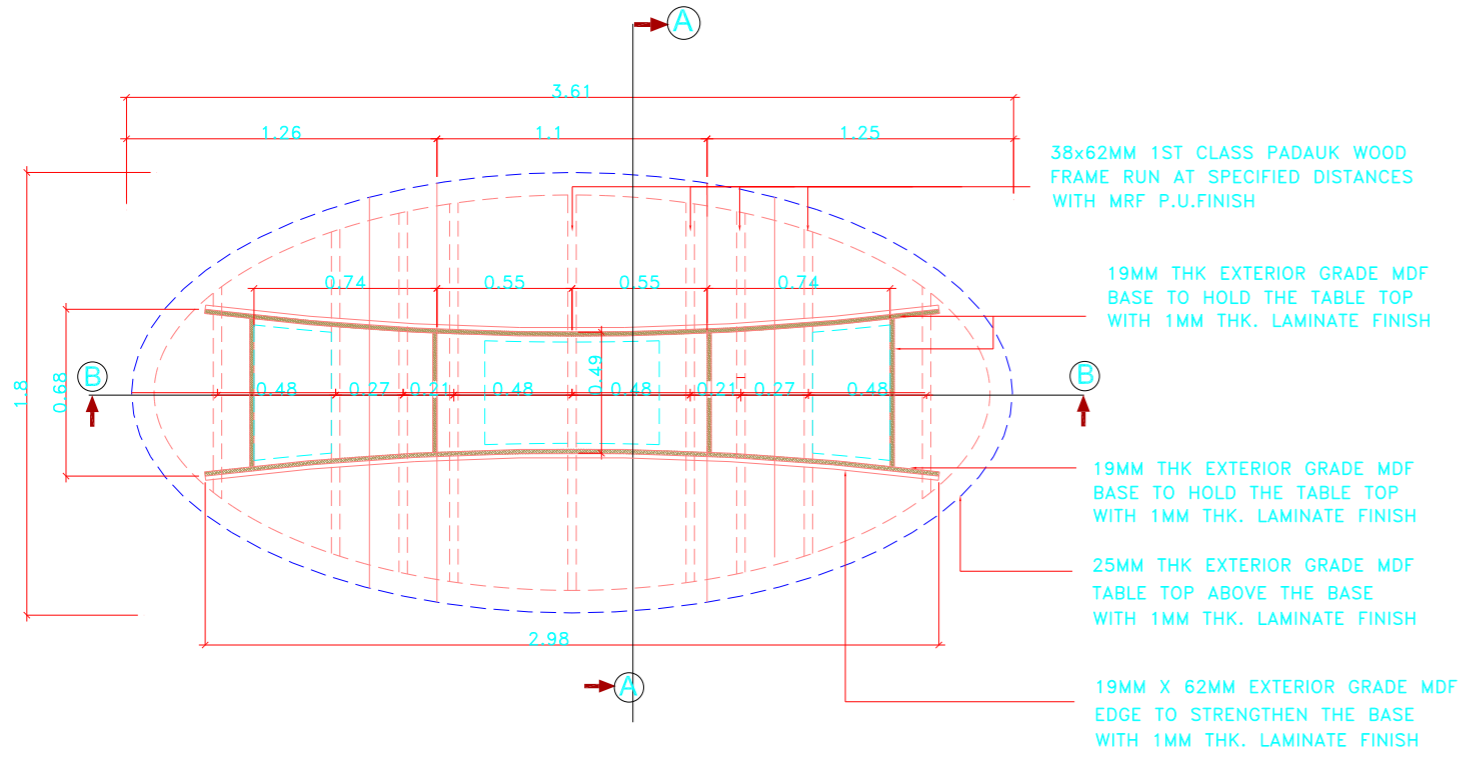


TYPICAL TEAK VENEERED WALL PANELLING

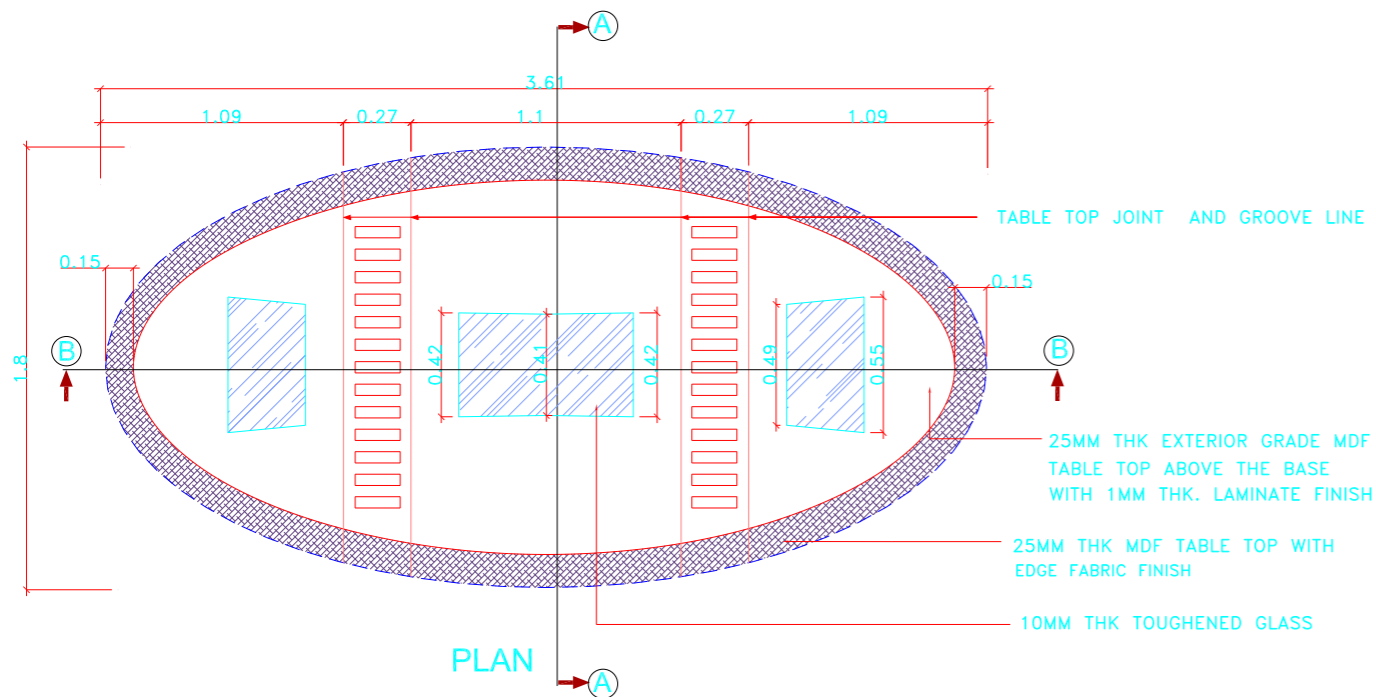
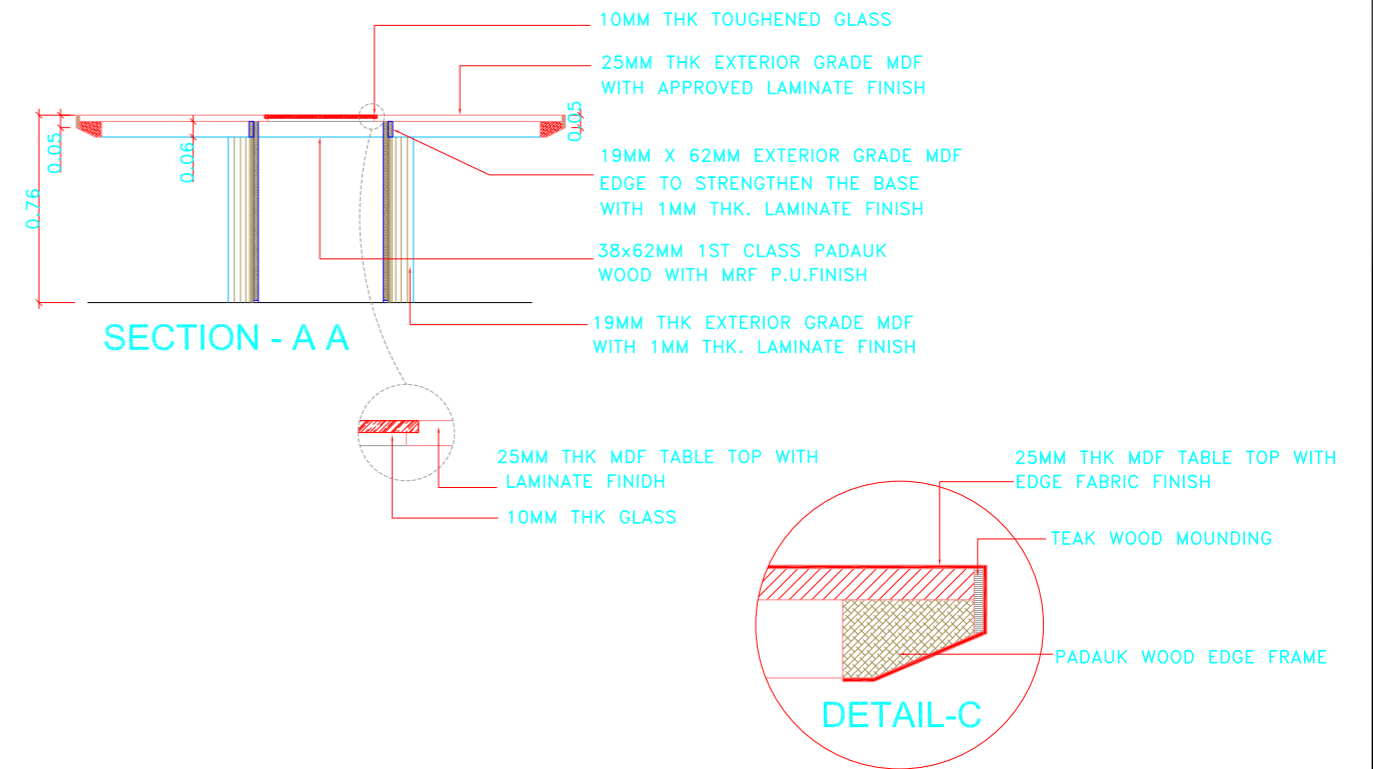
- NOTES**
- 1 ALL DIMENSIONS ARE IN METRES
 - 2 ALL DIMENSIONS TO BE CHECKED ON SITE
 - 3 THE DETAILS MAY VARY IF NOT APPROVED BY CONCERNED DEP
 - 4 ALL LAYOUTS SHOULD BE MARKED ON SITE AND SHOULD GET THE ARCHITECT'S APPROVAL BEFORE EXECUTION

note: *the VENEER grain pattern to run vertically for all partitions/vertical/standing surfaces and to run horizontally for all work tops/table tops/ any running horizontal surfaces.This is common for all VENEERED surfaces only.
*any mdf edges resting on floor should have teakwood beading of 8mm thk fixed on edge between mdf and the floor

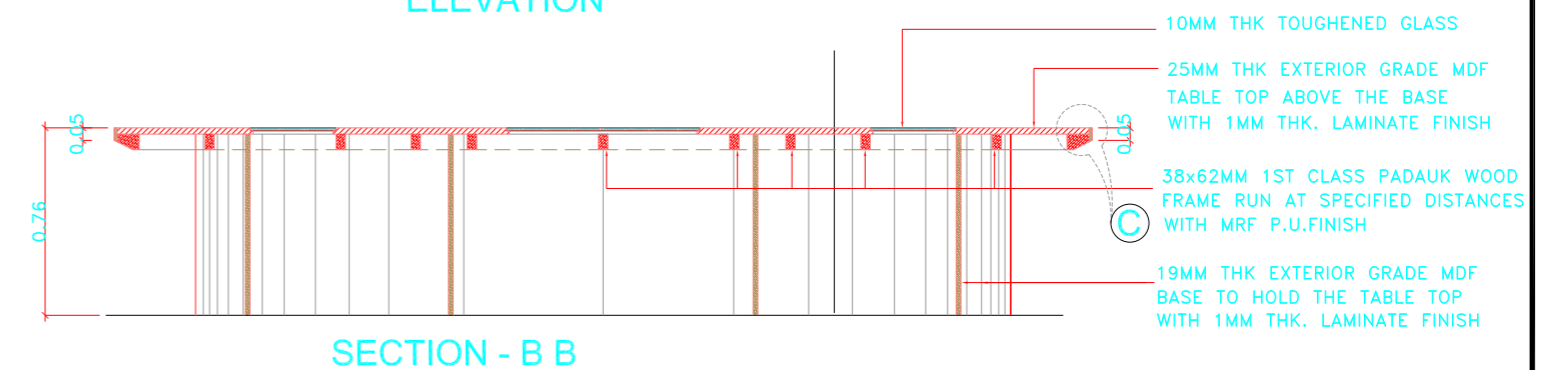
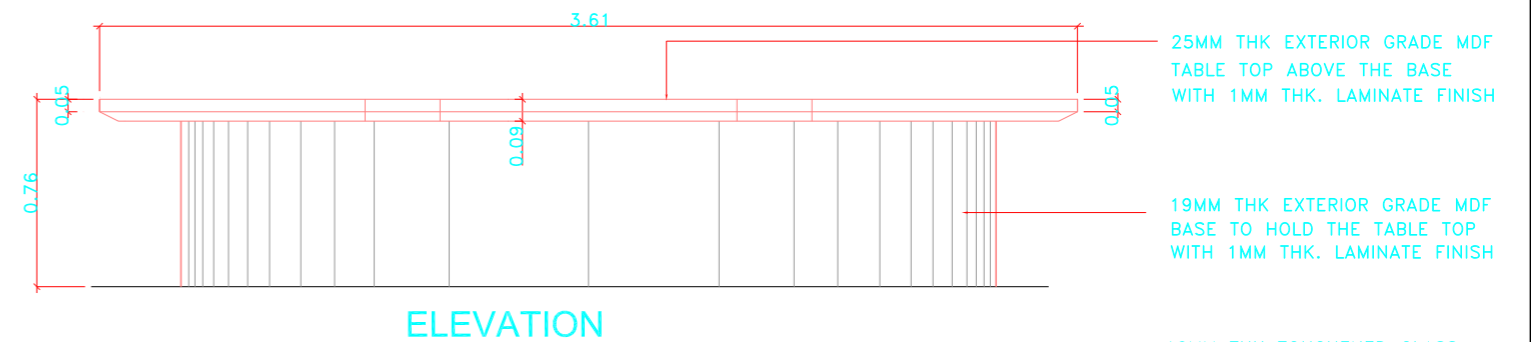
Teak veneered-wall panelling details
16/05/2013
08/ddw/p3/icsr/iit/13-14



SECTIONAL PLAN



PLAN



NOTES

- 1 ALL DIMENSIONS ARE IN METRES
- 2 ALL DIMENSIONS TO BE CHECKED ON SITE
- 3 THE DETAIL MAY VARY IF NOT APPROVED BY CONCERN DEP.
- 4 THE REQUIRED SAMPLES HAS TO BE APPROVED BEFORE THE SUPPLY/ASSEMBLY ON SITE
- 5 FACILITATION FOR ELECTRICAL POINTS /DATA POINTS ALSO TO BE PROVIDED IN THE TABLE

note: *the laminate grain pattern to run vertically for all partitions/vertical/standing surfaces and to run along shorter table width direction on table top .This is only for all conference table only.
*any mdf edges resting on floor should have teakwood beading of 8mm thk fixed on edge between mdf and the floor

CONFERENCE table details 3600mmx 1800mm

16/05/2013

9/ddw/p3/icsr/iit/13-14

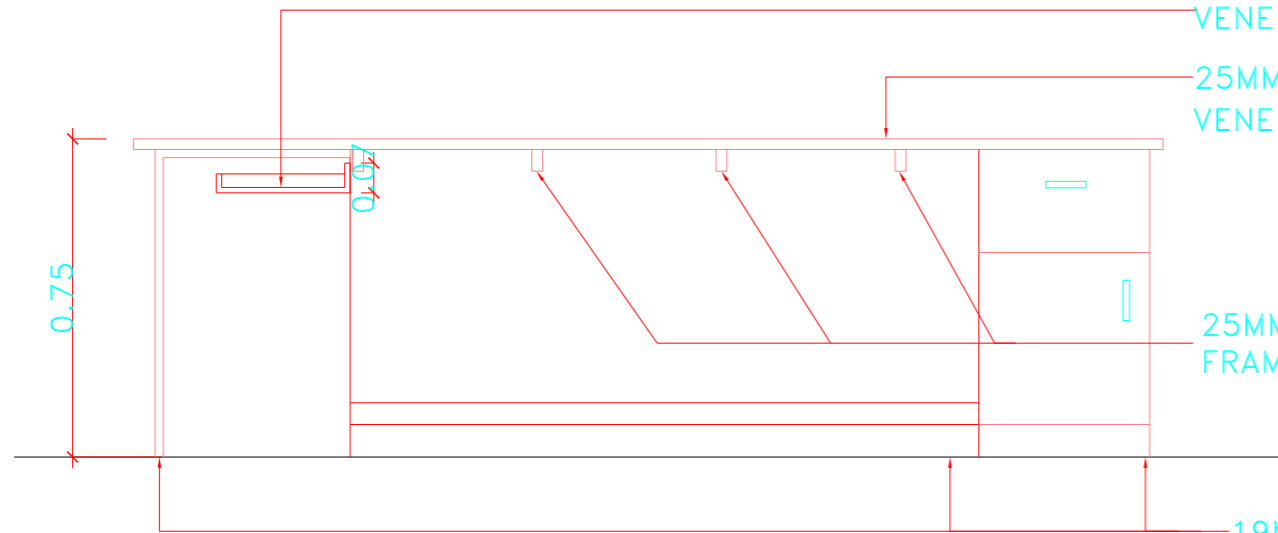
MDF KEYBOARD TRAY WITH TELSCOPIC HINGES
VENEER AND MRF P.U.FINISH

25MM THK TABLE TOP WITH
VENEER AND MRF P.U.FINISH

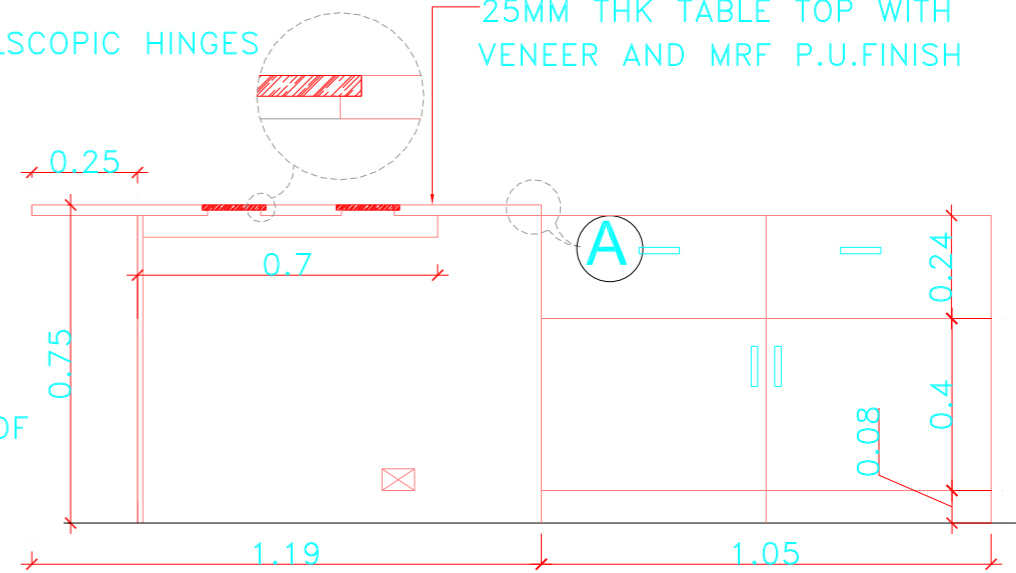
25MM X 50 MM WOOD/MDF
FRAME TO SUPPORT GLASS/MDF

19MM THK MDF RESTING ON FLOOR
WITH A TEAK BEADING OF 8 MM THK.

25MM THK TABLE TOP WITH
VENEER AND MRF P.U.FINISH



ELEVATION - A A



SECTION-BB

MDF KEYBOARD TRAY WITH TELSCOPIC HINGES
VENEER AND MRF P.U.FINISH

25MM THK TABLE TOP WITH
VENEER AND MRF P.U.FINISH

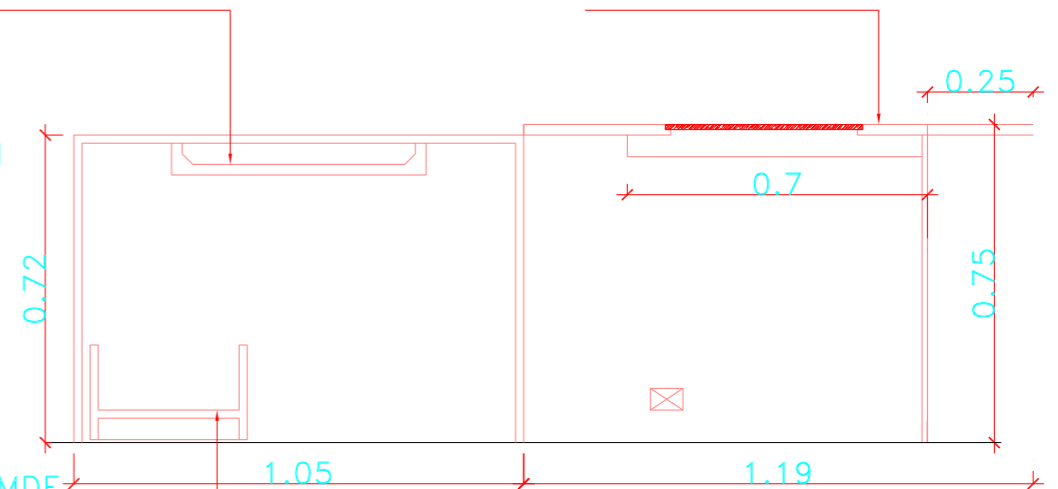
25MM THK TABLE TOP WITH
VENEER AND MRF P.U.FINISH

10MM THK FROSTED GLASS

25MM X 50 MM WOOD/MDF
FRAME TO SUPPORT GLASS/MDF

CPU TROLLEY WITH APPROVED
VENEER AND MFR P.U.FINISH

MDF KEYBOARD TRAY WITH
VENEER AND MRF P.U.FINISH

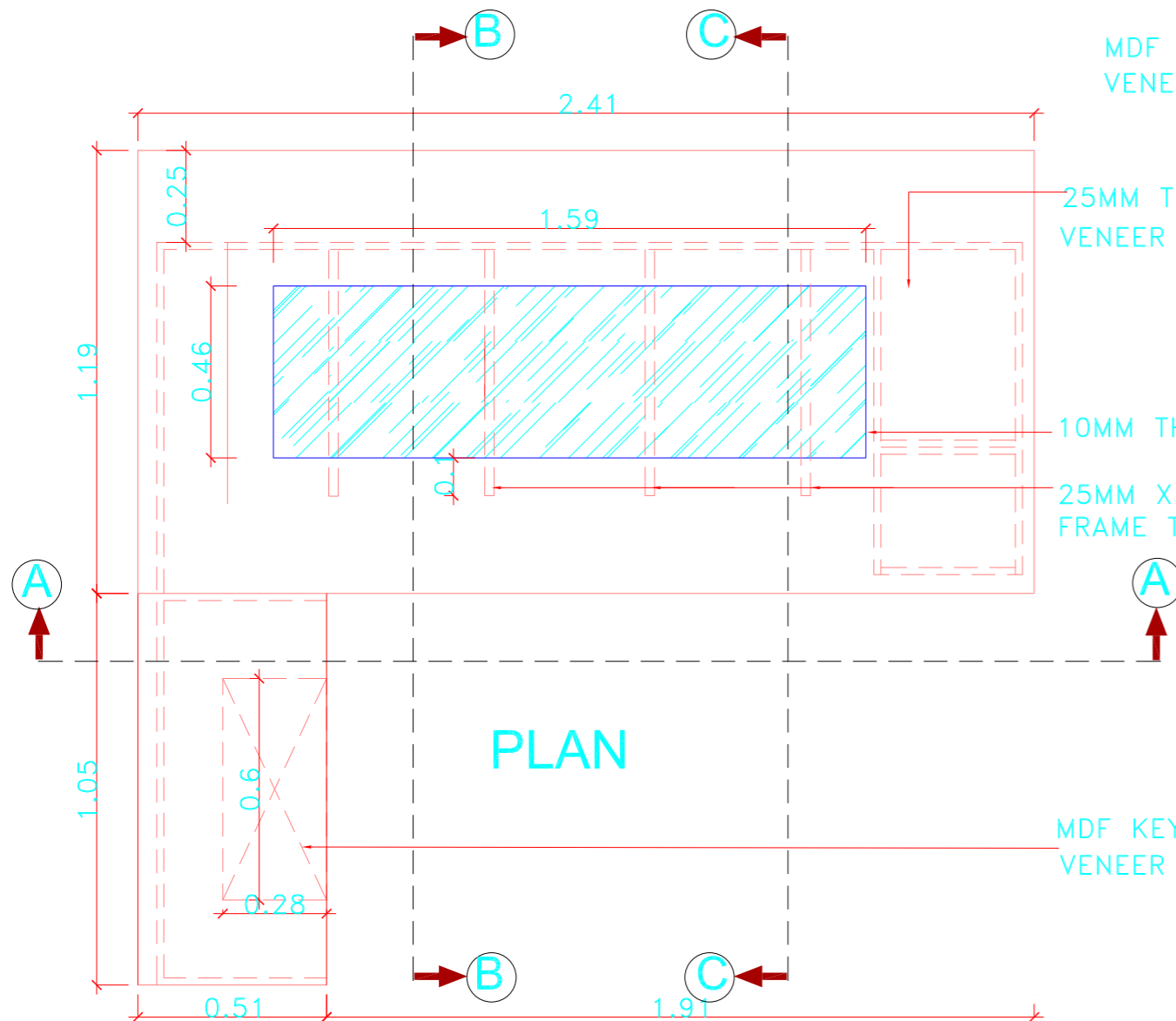


SECTION-CC

25MM THK TABLE TOP WITH
VENEER AND MRF P.U.FINISH

TEAK WOOD MOULDING WITH
MRF P.U.FINISH

DETAIL-A



PLAN

NOTES

- 1 ALL DIMENSIONS ARE IN METRES
- 2 ALL DIMENSIONS TO BE CHECKED ON SITE
- 3 THE DETAIL MAY VARY IF NOT APPROVED BY CONCERN DEP.
- 4 THE REQUIRED SAMPLES HAS TO BE APPROVED BEFORE THE SUPPLY/ASSEMBLY ON SITE
- 5 FACILITATION FOR ELECTRICAL POINTS /DATA POINTS ALSO TO BE PROVIDED IN THE TABLE

note: *the VENEER grain pattern to run vertically for all partitions/vertical/standing surfaces and to run horizontally for all work tops/table tops/ any running horizontal surfaces. This is common for all VENEERED surfaces only.

*any mdf edges resting on floor should have teakwood beading of 8mm thk fixed on edge between mdf and the floor

DEAN'S table details 2400mmx 1200mm

15/05/2013

10/ddw/p3/icsr/iit/13-14